



**SURGICAL INFECTION** Patrick Roth of Dartmouth, Mass., can't walk unassisted since he experienced several complications after surgery.

# How safe is your hospital?

Our new Ratings find too many pose risks

**H**OSPITALS SHOULD BE places you go to get better, but too often the opposite happens.

Infections, surgical mistakes, and other medical harm contribute to the deaths of 180,000 hospital patients a year, according to projections based on a 2010 report from the Department of Health and Human Services. Another 1.4 million are seriously hurt by their hospital care. And those figures apply only to Medicare patients. What happens to other people is less clear because most hospital errors go unreported and hospitals report on only a fraction of things that can go wrong.

"There is an epidemic of health-care harm," says Rosemary Gibson, a patient-safety advocate and author. More than 2.25 million Americans will probably die from medical harm in this decade, she

says. "That's like wiping out the entire populations of North Dakota, Rhode Island, and Vermont. It's a man-made disaster."

Some hospitals have responded to the crisis with safety initiatives such as electronic prescribing to help prevent drug errors and checklists to prevent infections, with some success. Rates of central-line bloodstream infections, for example, have dropped by 32 percent since 2008, according to the national Centers for Disease Control and Prevention.

But more needs to be done. "Hospitals haven't given safety the attention it deserves," says Peter Pronovost, M.D., senior vice president for patient safety and quality at Johns Hopkins Medicine in Baltimore. Nor has the government, he says. "Medical harm is probably one of the three leading causes of death in the U.S., but

the government doesn't adequately track it as it does deaths from automobiles, plane crashes, and cancer. It's appalling."

That lack of information not only makes it difficult to define the extent of the problem but also makes it challenging for patients to know about the safety of the hospitals in their communities.

To address that problem, CONSUMER REPORTS has for the first time rated hospitals for safety, using the most current data available to us at the time of our analysis. It included information from government and independent sources on 1,159 hospitals in 44 states. For this report, we also interviewed patients, physicians, hospital administrators, and safety experts; reviewed medical literature; and looked at hospital inspections and investigations.

Still, our Ratings include only 18 percent of U.S. hospitals because data on patient harm still isn't reported funny or consistently nationwide. "Hospitals that volunteer safety information, regardless of their score, deserve credit, since the first step in safety is accountability," says John Santa, M.D., director of the Consumer Reports Health Ratings Center. "But the fact that consumers can't get a full picture of most hospitals in the U.S. underscores the need for more public reporting."

Despite that limitation, our safety ratings provide a unique way to compare hospitals in your community. And they yield important insights into the state of hospital safety nationwide—and what you need to do to protect yourself, or someone you care for, when entering a hospital.

## What we found

We focus on six categories in our safety Ratings: infections, readmissions, communication, CT scanning, complications, and mortality. Some experts question those measures. Readmission rates, for example, might be higher among hospitals that care for patients with little home or community support, says David M. Shahian, M.D., professor of surgery at Harvard Medical School and associate medical director at the Center for Quality and Safety at Massachusetts General Hospital in Boston. But our Ratings are “based on the best data we have about what happens to patients in hospitals,” Santa says.

Here are some of the most important findings from our analysis:

- Bad things happen in all hospitals, but they happen a lot in some. The lowest-scoring hospital, Sacred Heart Hospital in Chicago, earned just a 16 on our 100-point safety scale and reported a rate of bloodstream infections that was more than twice the national benchmark. The hospital declined to comment.
- Even high-scoring hospitals can do better. Billings Clinic in Montana was at the top of our list—but it got a safety score of just 72. “The work is hard,” says Mark Rumans, M.D., the hospital’s physician-in-chief. “We are far from perfect.”
- Some well-known hospitals have less-than-outstanding safety scores. That includes Massachusetts General Hospital, Boston, with a safety score of 45; Ronald Reagan UCLA Medical Center, Los Angeles, 43; Cleveland Clinic, 39; New York-Presbyterian, New York, 32; and Mount Sinai Medical Center, New York, 30.
- Our Ratings are an important measure, but they’re not the only one you might investigate. They don’t, for example, assess how successful hospitals are at treating medical conditions. So before a planned hospital stay, consult multiple sources, such as Hospital Compare ([hospitalcompare.hhs.gov](http://hospitalcompare.hhs.gov)), run by the federal government, and the Leapfrog Group ([leapfroggroup.org](http://leapfroggroup.org)), an independent organization that tracks hospital safety and quality. Some of the data we use comes from those sources.

## Things that should never happen in a hospital

There’s never an excuse for operating on the wrong patient or body part. But our medical experts say that several less dramatic events should also never or at least very rarely occur in hospitals. Those include the complications listed below, which are part of our Ratings.

**1 Bedsores.** These painful wounds, usually on the ankles, back, buttocks, hips, or other bony areas, can develop if a patient is left in one position too long. Frequent repositioning and special pads, cushions, and mattresses can prevent them. If you see early signs, including patches of skin that have reddened, let the nursing staff know.

**2 Collapsed lungs.** If doctors are not careful, they can puncture the lungs when inserting a catheter or needle into the chest. Your doctor should use an ultrasound as guidance, especially if you’re at high risk because of chronic lung disease.

**3 Central venous catheter-related bloodstream infections.** A doctor or nurse should make sure that these tubes, used to deliver medicine and nutrients, are kept clean and are removed as soon as they’re no longer necessary.

**4 Postoperative hip fractures.** To prevent a fall that can break your hip, ask for help when you get out of bed. And don’t take more pain medication than you need or walk if you are groggy.

**5 Blood clots after surgery.** Some surgeries, such as those to replace a hip or knee, can cause blood clots to form in the legs. Those clots can break loose and travel to the lungs, a deadly complication called a pulmonary embolism. Moving about and walking soon after surgery can help prevent the clots, as can blood thinners and special stockings.

**6 Postoperative sepsis.** This occurs when a serious infection overwhelms the body, leading to failure of the kidneys, liver, lungs, and other organs. Make sure that everyone who touches you washes their hands and that the hospital follows infection-prevention guidelines. Early signs include either high or low body temperature plus rapid breathing and pulse. Treatment includes measures to rein in the infection and control blood pressure.

**7 Opening of a wound after surgery.** A wound that opens in the days following an operation is an infection waiting to happen. Ask how to care for your surgical wound, how long it should take to heal, and what to do if it doesn’t.

**8 Accidental punctures or cuts.** Surgeons can accidentally puncture or cut an organ or blood vessel, which can extend your hospital stay. Finding an experienced, skilled surgeon might reduce the risk.

## Deadly infections

Despite worsening back pain, Patrick Roth of Dartmouth, Mass., loved to ride his bicycle. But that was before back surgery in 2007 at age 65. The procedure was followed by several complications, including an infection with a potentially deadly bacterium

## ‘Medical harm is probably one of the three leading causes of death.’

that Roth says he didn’t learn about until he transferred to a new hospital. Now he rides a mobility scooter instead of a bike and is learning to live with the side effects of daily antibiotics, he says.

About one in 20 hospitalized patients will

develop an infection. They can be devastating, deadly even, and many can be prevented. Dirty instruments, improperly sterilized catheters or needles, and the contaminated hands of doctors, nurses, or other health-care workers are common causes.

We rate hospitals on infections that develop after surgery as well as those caused by central-line catheters in intensive-care units. The catheters are IVs that deliver drugs and nutrients but can also introduce serious infections into the bloodstream. Some states require that hospitals report data for surgical-site infections, central-line infections, or both. And some hospitals volunteer central-line data to Leapfrog.

An estimated 290,000 surgical-site infections occur each year in U.S. hospitals, and Roth’s is an example of the agony they can cause. A few days after his surgery Roth was in so much pain he had to return to the hospital. He was there for 12 days,

most of which he can't remember because of the pain medication he was given. (Roth was initially treated at Carney Hospital in Boston. We don't have data for the period Roth was hospitalized. But the hospital received a 61 in our current safety score and top marks for avoiding infections.)

Roth's wife, Barbara, says he was hallucinating and "would scream for 2 to 3 hours at a time." A CT scan taken several months later showed that a screw from his surgery had broken, but Roth says his doctors don't want him to risk another operation. He can no longer walk unassisted. "The pain becomes too intense," he says. And to this day the Roths have not received "even an acknowledgment or an apology for what he went through," Barbara Roth says. The hospital said it could not comment on a specific patient.

Only 544 of the hospitals in our Ratings have data for surgical-site infections, from 14 states that require their public reporting. Of those hospitals, 82 reported zero such infections.

Infections linked to central-line catheters may be even more worrisome. They kill up to 16,250 patients a year, research suggests. They're also almost entirely preventable. Yet 202 hospitals reported infections at rates higher than the national benchmark, and only 148 reported zero infections.

"Central-line infections are the canary in the coal mine for patient safety," says Pronovost at Johns Hopkins Medicine. In one study, 60 percent of hospitals that used an infection-prevention checklist he developed eliminated all central-line infections in their intensive-care units for at least a year. And follow-up research shows that those hospitals saw a 10 percent drop in their overall death rates.

"Any hospital should be able to get to zero bloodstream infections, or close to it," Pronovost says. And a hospital that does well in preventing those infections "has something good going on." On the other hand, he says, be concerned about hospitals that do poorly in that measure.

Johns Hopkins Hospital had less than half the rate of infections of the national



**CASCADING CRISIS** Mary Flowers, M.D., says her father died after his intestines were punctured during a routine procedure and he developed bedsores and a fatal infection.

benchmark. But we couldn't rate it for safety because Maryland hospitals don't participate in the standard Medicare payment system that's also used to collect data for some of the measures in our Ratings.

**What you can do.** Ask whether the hospital uses a checklist of best practices for inserting and maintaining central lines and how you or someone caring for you can help monitor those lines. In addition:

- Make sure that all staff and visitors wash their hands before touching you.
- Ask every day whether any catheters or other tubes can be removed.
- Before surgery ask whether you're prone to infection because of a chronic disease, such as diabetes. Smoking increases infection risk, so take steps to kick the habit.
- Ask whether shaving your surgical site is necessary. Nicks can grant bacteria entry.
- Make sure you understand instructions for caring for your wound. If you notice redness and pain at the surgery site or if you develop a fever, call your doctor.
- Heartburn drugs called proton pump in-

hibitors increase the risk of intestinal infections and pneumonia. If you're taking one, ask whether you should stop.

## Readmissions

Having to return to the hospital soon after going home can be a sign that something went wrong during the initial stay, such as an infection that worsens after you get home. And the more often you enter a hospital, the greater the chance something else will go wrong. Research suggests that up to three-quarters of readmissions may be preventable.

Our readmissions rating is based on data from the Centers for Medicare and Medicaid Services, which tracks patients hospitalized for heart attack, heart failure, and pneumonia who are readmitted to a hospital within 30 days of being discharged. No hospital earned our highest score for readmissions; 166 hospitals received our lowest score.

**What you can do.** Usually the sooner you get home the better. But you shouldn't be discharged if you feel disoriented, faint, or unsteady; have pain that's not controlled by oral drugs; can't go to the bathroom alone; have trouble urinating or moving your bowels; or can't keep food or drink down. In addition, follow these steps:

- See a discharge planner well in advance of your departure to arrange for services or supplies you'll need at home.

## Have you been harmed?

If you think you've been injured in the hospital, see a health-care provider, contact your state health department, get a complete copy of your medical records, and consider sharing your story. Consumers Union's Safe Patient Project, which

advocates for legislation to protect patients from medical harm, collects such stories at [SafePatientProject.org/share\\_your\\_story](http://SafePatientProject.org/share_your_story). ProPublica, an independent newsroom, does too and recently started a ProPublica Patient Harm Community on Facebook.

- Get a written summary of what to do when you get home, including drugs you need, how to care for wounds, how active you can be, and when you can shower, drive, return to work, and eat normally.
- Get results of tests done while in the hospital and ask what tests you'll need after you leave and when you'll need them.
- See your primary-care doctor within 10 days of going home.

## Unclear instructions

Clear communication in the hospital is hard to come by: Almost 500 hospitals earned our lowest score for communication about new medications and discharge plans, and none earned our top score. That's worrisome because drug errors in hospitals are common and sometimes serious, and poor discharge planning can lead to readmissions. The scores are based on questions answered by millions of discharged patients in a federally mandated survey.

**What you can do.** Take notes during your discharge planning if you can, and take a friend or relative to serve as an extra set of ears. To prevent confusion about your medication, follow these steps:

- Keep a list of all your prescription and over-the-counter medications, including dietary supplements and vitamins.
- If you don't understand why you are taking certain drugs, or how to take them, ask again until you do.
- Learn about the potential side effects and what should you do if you have one.

## Radiation overload

CT scans can provide essential diagnostic information. But they pose risks, too. Radiation from CT scans—which are equivalent

# No hospital got top scores for readmissions or communication.

to between 100 and 500 chest X-rays—might contribute to an estimated 29,000 cancers a year, a 2009 study suggests.

Our Ratings report the percentage of chest and abdominal CT scans that are ordered twice for the same patient, once with

contrast and once without. Probably less than 1 percent of patients undergoing chest CT scans should get double scans, says James Brink, M.D., chairman of the department of diagnostic radiology at Yale University School of Medicine. Double scans of the abdomen are needed more frequently, often to define abnormalities in the liver, kidney, and pancreas, he says.

But only 28 percent of the hospitals in our Ratings had double-scan rates of 5 percent or less in both categories, which is the cutoff we use for a top rating. Brink says that referring doctors often assume that double scans provide more useful information than single scans. Radiologists should question such orders, he says.

**What you can do.** If you're getting two CT scans of your chest or abdomen, ask whether both are necessary. Also ask whether any CT is really required and whether an imaging test that does not emit radiation, such as an MRI or ultrasound, could be used instead.

## What needs to happen

The federal government recently provided funding of \$218 million to 26 hospital

## Why some hospitals succeed—and others don't

Top-scoring hospitals have found different ways to improve safety. Billings Hospital in Montana had our top safety score, in part because it reported very low rates of double CT scans and bloodstream infections. Mark Rumans, M.D., the hospital's physician-in-chief, says that doctors who practice there are part of an integrated system, which fosters teamwork.

Lancaster General, in Pennsylvania, which had the best readmission score among the hospitals in our Ratings, says heart-failure readmission rates have stayed low for seven years. The hospital says its overall readmission rates have also been low thanks to a strong network of primary-care doctors and a team approach to care.

Baylor University Medical Center in Dallas, one of our highest-scoring teaching hospitals, says it saw a 23 percent reduction in sepsis, a particularly serious infection, and a 34 percent decline in preventable deaths since 2006. "We set goals for medical directors and made them part of their performance appraisals," says John McWhorter, the hospital's president.

## Why bad things happen

When hospitals get low scores, other problems may be at play, as we found when we reviewed inspection and investigation

reports conducted by state and federal health departments at three low-scoring hospitals and obtained through Freedom of Information Act requests.

Sacred Heart Hospital in Chicago, our lowest-rated hospital, was cited for a Feb. 25 incident in which an emergency-room doctor declined to provide care to an unresponsive woman in her car in the hospital's parking lot. She was transported to another hospital, where she was pronounced dead, according to the documents. The inspection reports mentioned rusty surgical tools, a hole in an operating-room wall, nurses who failed to follow precautions to prevent falls and bedsores, and a lab refrigerator so dirty that it "created the potential for contamination of the specimens and infection to the staff."

The documents we have for Our Lady of the Resurrection, another low-scoring Chicago hospital, cited failures such as misuse of patient restraints, failure to ensure that nurses could hear patient alarms, and failure to provide timely discharge counseling.

Inspectors at Kimball Medical Center in Lakewood, N.J., which also received low scores, noted substandard cleaning, misuse of restraints, and failure to properly report adverse events.

When we looked at two top hospitals, we spotted fewer citations. We found only one

problem, a medication error, at Alton Memorial Hospital, Illinois' highest-scoring hospital, since 2009. Similarly, Lancaster General was cited just twice since 2009, according to the records, for not training emergency-room staff on how to comply with a federal law and for transferring patients without full consent.

## Hospitals respond

Of the three low-scoring hospitals mentioned above, only Our Lady of the Resurrection responded to a request for comment. It said the hospital tries to correct problems brought to their attention. In addition, the hospital says it "had only one central-line-associated bloodstream infection over the entire past year" and "zero hospital-acquired conditions for more than seven months." Harlem Hospital Center, in New York City, another low-scoring hospital, acknowledged that it needed to improve in some areas. It said it is "committed to offering high-quality health care to all New Yorkers regardless of their ability to pay." Kings County Hospital Center, in Brooklyn, N.Y., said its patients speak more than 100 languages. Both said they had recently seen drops in rates of infections and double CT scans. If those improvements are maintained and publicly reported, we will include them in future updated Ratings.

groups nationwide to improve hospital safety and provided up to \$500 million for programs to help Medicare patients transition from hospital to home. And hospitals now have financial incentives to use electronic health records.

But more needs to be done. “Those carrots are fine, but we need some sticks, too,” says Lisa McGiffert, director of the Safe Patient Project at Consumers Union, the advocacy arm of Consumer Reports. For example, Medicare withholds payments for some procedures that lead to patient harm, but it should also require hospitals to pay for the follow-up tests and treatments that those errors lead to, she says.

Comprehensive reporting is also needed. “The public assumes that someone keeps track of all that goes wrong, but that is just not the case,” McGiffert says. “We think there should be a national system for tracking and publicly reporting medical errors, as recommended by the Institute of Medicine more than 10 years ago.”

Hospital administrators and regulators also need to listen more to the people most affected by medical harm: patients. Regulators must investigate those complaints and use them to identify hospitals with patterns of problems. Changes in the courtroom could help, too, by relaxing the gag orders and secret settlements that often prevent harmed patients from telling their stories. “The best cure for medical harm is full disclosure,” she says.

## Hospital safety: Highest and lowest scores

The 10 hospitals at the top of our Ratings are in 10 states. They are in big cities and small towns. The Mayo Clinic in Phoenix is a teaching hospital; others are small community hospitals. The message: Success can happen anywhere. Bottom hospitals tend to cluster around metropolitan areas, suggesting that urban hospitals face special challenges. Their safety scores in our 100-point scale are shown below.

### TOP 10 HOSPITALS

1. <b>Billings Clinic</b> Billings, Mont.	72
2. <b>Saint Clare's Hospital</b> Weston, Wis.	71
3. <b>Alton Memorial Hospital</b> Alton, Ill.	71
4. <b>Central Vermont Medical Center</b> Berlin, Vt.	71
5. <b>Kadlec Medical Center</b> Richland, Wash.	71
6. <b>St. John's Hospital</b> Springfield, Mo.	70
7. <b>Mayo Clinic Hospital</b> Phoenix	70
8. <b>Northern Michigan Regional Hospital</b> Petoskey, Mich.	69
9. <b>Bon Secours St. Francis Health System</b> Greenville, S.C.	69
10. <b>Memorial Hospital of Union County</b> Marysville, Ohio	68

### BOTTOM 10 HOSPITALS

1. <b>Sacred Heart Hospital</b> Chicago	16
2. <b>Harlem Hospital Center</b> New York	20
3. <b>Lake Regional Health System</b> Osage Beach, Mo.	22
4. <b>Kings County Hospital Center</b> Brooklyn, N.Y.	22
5. <b>Our Lady of the Resurrection Medical Center</b> Chicago	23
6. <b>Kimball Medical Center</b> Lakewood, N.J.	24
7. <b>St. Rose Dominican Hospitals-San Martin Campus</b> Las Vegas	24
8. <b>Clinch Valley Medical Center</b> Richlands, Va.	25
9. <b>Westchester Medical Center</b> Valhalla, N.Y.	25
10. <b>Hanford Community Medical Center</b> Hanford, Calif.	25

Mary Flowers, M.D., of Montgomery, Ala., agrees. She says her father entered the hospital for a procedure related to dialysis “and never walked out, because of one error after another.” Problems included a punctured colon, bedsores, and a serious infection. The biggest problem, she

says, wasn't the mistakes but the time it took for the hospital to acknowledge them. “I'm a doctor—I know we are not perfect,” she says. “But we need to listen to our patients and, when mistakes happen, own up so we can fix them, or at least keep them from happening again.”

## About the Ratings

The Ratings are presented to magazine readers in four regional editions. A national list of all hospitals with a safety score is available on our iPad edition and to website subscribers at [ConsumerReports.org/hospitalratings](http://ConsumerReports.org/hospitalratings). That page also gives information on more than 3,000 other hospitals that don't have enough data for a safety score but for which we do have some information. It also includes a full description of our methodology, including dates of our most recent updates.

**Safety score** combines six categories of hospital safety into a score between 1 and 100. Displayed scores are rounded, but hospitals are listed in order of their precise score. Look for large differences between hospitals; small differences are not meaningful. We also show a hospital's rating in four of those categories: infections, readmissions, communication, and scanning. Each of those gets up to 20 points of the safety score. And we footnote hospitals that are better or worse than national average in complications and mortality, each worth 10 percent of the safety score. Those without footnotes are average or similar.

**Infections** reflects a hospital's success in avoiding infections from central-line catheters used in intensive-care units and/or infections after

cesarean section, hernia repair, hip or knee replacement, hysterectomy, spinal fusion, or coronary bypass, colon, or gallbladder surgery.

**Readmissions** represents the chance that a patient who has had a heart attack, heart failure, or pneumonia will have to be readmitted to a hospital within 30 days of his or her initial discharge.

**Communication** indicates how clearly staff explain new medications and discharge planning to patients. **Scanning** reflects the percentage of chest and/or abdominal CT scans that are ordered twice for the same patient, once with contrast and once without.

**Complications** looks at a set of eight adverse events, including bedsores, collapsed lungs, central-line-associated bloodstream infections, and accidental punctures or cuts during surgery, as well as four post-surgical complications: bloodstream infections, hip fractures, blood clots in the lungs or legs, and the reopening of wounds.

**Mortality** assesses a set of six causes of death in the hospital: heart attack, heart failure, stroke, stomach bleeding, hip fracture, and pneumonia.

### Why some hospitals aren't listed

We have safety Ratings for 1,159 of the 6,268 hospitals in the U.S. Not included are:

- Veterans Affairs and children's hospitals because the government doesn't require them to participate in a survey of patients that we use to determine ratings for communication.
- Some specialty hospitals because they don't treat patients with conditions used in our readmissions rating. That includes such hospitals as the Hospital for Special Surgery in New York and the University of Texas M.D. Anderson Cancer Center in Houston.
- Hospitals that don't have enough data, have data we consider too old, have data discrepancies, or don't report their data in a way we can use. That includes many hospitals, including some familiar ones, such as Duke University Hospital in Durham, N.C.; Emory University Hospital in Atlanta; Henry Ford Hospital in Detroit; Johns Hopkins Hospital in Baltimore; the University of Chicago Medical Center; and the University of Colorado Hospital in Aurora.


### HOW TO CHOOSE A HOSPITAL

Use your smart phone to download the RedLaser or ShopSavvy app and scan the code for video.



# Ratings Hospital safety

In order of safety score, within states.

Better ← → Worse  


Hospital	Safety score	Categories			
		Infections	Readmissions	Communication	Scanning

## ALASKA

<b>Alaska Regional Hospital</b> Anchorage	54	●	●	●	●
---	----	---	---	---	---

## ARIZONA

<b>Mayo Clinic Hospital</b> Phoenix <sup>③</sup>	70	●	●	●	●
<b>Banner Baywood Medical Center</b> Mesa <sup>③</sup>	63	●	●	●	●
<b>Banner Gateway Medical Center</b> Gilbert <sup>③</sup>	63	●	●	●	●
<b>Scottsdale Healthcare Thompson Peak</b> Scottsdale	61	●	●	●	●
<b>Banner Boswell Medical Center</b> Sun City <sup>①③</sup>	60	●	●	●	●
<b>Banner Thunderbird Medical Center</b> Glendale <sup>③</sup>	60	●	●	●	●
<b>Scottsdale Healthcare-Osborn</b> Scottsdale <sup>③</sup>	56	○	●	●	●
<b>Banner Desert Medical Center</b> Mesa <sup>③</sup>	55	○	●	●	●
<b>Banner Estrella Medical Center</b> Phoenix <sup>③</sup>	54	○	●	●	●
<b>Yuma Regional Medical Center</b> Yuma	53	●	●	●	○
<b>Banner Good Samaritan Medical Center</b> Phoenix <sup>③</sup>	53	○	○	●	○
<b>Scottsdale Healthcare Shea</b> Scottsdale <sup>②</sup>	48	●	○	●	●
<b>Banner Del E. Webb Medical Center</b> Sun City West <sup>③</sup>	46	●	●	●	●
<b>St. Joseph's Hospital and Medical Center</b> Phoenix <sup>②</sup>	42	●	●	●	●

## CALIFORNIA

<b>Bakersfield Heart Hospital</b> Bakersfield <sup>③</sup>	68	●	○	●	●
<b>Sutter Auburn Faith Hospital</b> Auburn	68	●	○	○	●
<b>Woodland Healthcare</b> Woodland	68	●	○	●	●
<b>Mercy Medical Center Redding</b> Redding	65	●	○	●	●
<b>Shasta Regional Medical Center</b> Redding <sup>③</sup>	65	●	○	●	●
<b>Alhambra Hospital Medical Center</b> Alhambra <sup>③</sup>	64	●	○	●	●
<b>Sutter Medical Center, Sacramento</b> Sacramento	64	●	○	●	●
<b>Salinas Valley Memorial Healthcare System</b> Salinas	64	●	○	●	●
<b>Tri-City Regional Medical Center</b> Hawaiian Gardens <sup>③</sup>	62	●	●	●	●
<b>Sutter Roseville Medical Center</b> Roseville <sup>②</sup>	62	●	○	●	●
<b>Memorial Medical Center</b> Modesto	62	●	●	●	●
<b>Santa Rosa Memorial Hospital</b> Santa Rosa <sup>④</sup>	61	●	●	●	●
<b>St. Joseph's Medical Center</b> Stockton	61	●	●	●	●
<b>Marian Medical Center</b> Santa Maria	61	●	○	●	●
<b>Paradise Valley Hospital</b> National City	60	●	○	●	●
<b>Sutter Solano Medical Center</b> Vallejo	60	●	●	●	●
<b>Saint Francis Memorial Hospital</b> San Francisco	60	●	○	●	●
<b>Dominican Hospital</b> Santa Cruz	59	●	○	●	●
<b>Contra Costa Regional Medical Center</b> Martinez	59	●	●	●	●
<b>St. Joseph Hospital</b> Orange	59	●	○	●	●

Hospital	Safety score	Categories			
		Infections	Readmissions	Communication	Scanning

## CALIFORNIA continued

<b>Marin General Hospital</b> Greenbrae	58	●	●	●	●
<b>Sherman Oaks Hospital</b> Sherman Oaks <sup>③</sup>	58	●	●	●	●
<b>Sharp Chula Vista Medical Center</b> Chula Vista	58	●	○	●	●
<b>Anaheim Regional Medical Center</b> Anaheim	58	●	●	●	●
<b>Enloe Medical Center</b> Chico <sup>④</sup>	57	●	●	●	●
<b>Bakersfield Memorial Hospital</b> Bakersfield	57	●	●	●	●
<b>St. Mary Medical Center</b> Long Beach	57	●	●	●	●
<b>Queen of the Valley Medical Center</b> Napa	57	●	●	●	●
<b>St. Rose Hospital</b> Hayward	57	●	●	●	●
<b>Mercy Hospital of Folsom</b> Folsom	57	●	●	●	●
<b>O'Connor Hospital</b> San Jose	57	●	●	●	●
<b>San Antonio Community Hospital</b> Upland <sup>③</sup>	57	○	○	●	●
<b>Emanuel Medical Center</b> Turlock	57	●	○	●	●
<b>St. Mary's Medical Center</b> San Francisco	57	●	●	●	●
<b>Mills-Peninsula Health Services</b> Burlingame	57	●	○	●	●
<b>Henry Mayo Newhall Memorial Hospital</b> Valencia	57	●	●	●	●
<b>Stanford Hospital and Clinics</b> Palo Alto	57	●	○	●	●
<b>ValleyCare Medical Center</b> Pleasanton	56	●	○	●	○
<b>Feather River Hospital</b> Paradise	56	●	●	●	○
<b>Mercy San Juan Medical Center</b> Carmichael	55	●	●	●	●
<b>Mercy General Hospital</b> Sacramento	54	●	●	●	○
<b>Scripps Memorial Hospital-Encinitas</b> Encinitas	54	●	●	●	●
<b>Sutter Medical Center of Santa Rosa, Chanate Campus</b> Santa Rosa	53	●	○	●	●
<b>Methodist Hospital of Southern California</b> Arcadia	53	○	○	●	●
<b>San Joaquin General Hospital</b> French Camp	53	●	●	●	●
<b>Scripps Green Hospital</b> La Jolla <sup>②</sup>	53	●	○	●	●
<b>Methodist Hospital of Sacramento</b> Sacramento	53	●	●	●	●
<b>St. Mary Medical Center</b> Apple Valley	53	●	●	●	●
<b>LAC/University of Southern California Medical Center</b> Los Angeles	52	●	●	●	●
<b>Alvarado Hospital</b> San Diego	52	●	●	●	●
<b>Scripps Mercy Hospital</b> San Diego <sup>③</sup>	52	○	●	●	●
<b>St. Luke's Hospital</b> San Francisco	52	○	○	●	●
<b>Glendale Memorial Hospital and Health Center</b> Glendale	52	●	●	●	●
<b>Palmdale Regional Medical Center</b> Palmdale	52	●	●	●	●
<b>Regional Medical Center of San Jose</b> San Jose	52	●	●	●	●
<b>Seton Medical Center</b> Daly City	52	●	●	●	●
<b>Cedars-Sinai Medical Center</b> Los Angeles <sup>②</sup>	52	●	○	●	●
<b>Orange Coast Memorial Medical Center</b> Fountain Valley	51	●	○	●	○

① Complications are better than average. ② Complications are worse than average. ③ Mortality is better than average. ④ Mortality is worse than average.

Hospital	Safety score	Categories			
		Infections	Readmissions	Communication	Scanning
	0 100				

CALIFORNIA continued

<b>Santa Clara Valley Medical Center</b> San Jose	51	●	○	●	○
<b>Providence Little Company of Mary Medical Center</b> Torrance	51	○	●	●	●
<b>Sequoia Hospital</b> Redwood City	50	○	○	●	●
<b>Providence Holy Cross Medical Center</b> Mission Hills	50	○	○	●	●
<b>Lakewood Regional Medical Center</b> Lakewood	50	○	●	●	●
<b>Doctors Medical Center</b> Modesto <sup>2</sup>	50	●	●	●	●
<b>Los Alamitos Medical Center</b> Los Alamitos <sup>4</sup>	50	●	○	●	●
<b>Eden Medical Center</b> Castro Valley	50	●	●	●	●
<b>Presbyterian Intercommunity Hospital</b> Whittier <sup>3</sup>	50	●	●	●	●
<b>Washington Hospital Healthcare System</b> Fremont	50	●	●	●	●
<b>Mercy Hospitals of Bakersfield</b> Bakersfield	49	●	●	●	●
<b>NorthBay Medical Center</b> Fairfield	49	●	●	●	●
<b>Sharp Memorial Hospital</b> San Diego <sup>2</sup> <sup>4</sup>	49	●	●	●	●
<b>Lodi Memorial Hospital</b> Lodi	48	○	●	●	●
<b>Huntington Memorial Hospital</b> Pasadena <sup>2</sup>	48	●	●	●	●
<b>St. Joseph Hospital</b> Eureka	48	●	○	●	○
<b>UCSF Medical Center</b> San Francisco	48	○	●	●	○
<b>John Muir Medical Center, Walnut Creek</b> Walnut Creek <sup>3</sup>	48	○	○	●	○
<b>Saddleback Memorial Medical Center</b> Laguna Hills <sup>1</sup>	48	○	○	●	○
<b>Los Robles Hospital and Medical Center</b> Thousand Oaks	48	●	○	●	○
<b>St. Helena Hospital</b> Saint Helena	48	●	●	●	●
<b>UC San Diego Health System</b> San Diego <sup>3</sup>	48	○	●	●	○
<b>Desert Regional Medical Center</b> Palm Springs	48	●	●	●	○
<b>Northridge Hospital Medical Center-Roscoe Boulevard Campus</b> Northridge	48	○	○	●	●
<b>Hoag Memorial Hospital Presbyterian</b> Newport Beach <sup>4</sup>	48	●	●	●	●
<b>San Gabriel Valley Medical Center</b> San Gabriel	48	●	●	●	●
<b>John F. Kennedy Memorial Hospital</b> Indio	47	●	○	●	●
<b>San Francisco General Hospital Medical Center</b> San Francisco	47	●	●	●	●
<b>Doctors Medical Center-San Pablo Campus</b> San Pablo	47	○	●	●	●
<b>Riverside Community Hospital</b> Riverside	47	○	○	●	●
<b>St. Jude Medical Center</b> Fullerton	47	○	○	●	○
<b>Alameda County Medical Center</b> Oakland	46	○	●	●	●
<b>Riverside County Regional Medical Center</b> Moreno Valley	46	○	○	●	●
<b>Providence Saint Joseph Medical Center</b> Burbank <sup>1</sup>	46	●	○	●	●
<b>Marshall Medical Center</b> Placerville	46	●	●	●	○
<b>Fresno Heart and Surgical Hospital</b> Fresno	46	●	●	○	●
<b>Community Hospital of the Monterey Peninsula</b> Monterey <sup>4</sup>	46	●	○	●	●
<b>Community Hospital of San Bernardino</b> San Bernardino	46	●	○	●	●

Hospital	Safety score	Categories			
		Infections	Readmissions	Communication	Scanning
	0 100				

CALIFORNIA continued

<b>Palomar Medical Center</b> Escondido	46	●	○	●	○
<b>Downey Regional Medical Center</b> Downey	46	●	●	●	●
<b>Sharp Grossmont Hospital</b> La Mesa <sup>4</sup>	45	●	●	●	○
<b>West Anaheim Medical Center</b> Anaheim <sup>3</sup>	45	●	●	●	●
<b>Scripps Memorial Hospital-La Jolla</b> La Jolla <sup>2</sup>	45	○	○	●	●
<b>Fremont-Rideout Health Group</b> Marysville <sup>4</sup>	44	○	●	●	●
<b>Tri-City Medical Center</b> Oceanside	44	●	○	●	○
<b>Centinela Hospital Medical Center</b> Inglewood <sup>1</sup> <sup>3</sup>	44	●	●	●	○
<b>Community Memorial Health System</b> Ventura	44	●	○	●	●
<b>Good Samaritan Hospital</b> Los Angeles	44	●	●	●	●
<b>St. John's Pleasant Valley Hospital</b> Camarillo	43	○	○	●	○
<b>Beverly Hospital</b> Montebello	43	●	●	●	○
<b>California Pacific Medical Center</b> San Francisco	43	●	●	●	○
<b>St. Francis Medical Center</b> Lynwood	43	●	●	●	●
<b>Ronald Reagan University of California Los Angeles Medical Center</b> Los Angeles <sup>2</sup>	43	●	●	●	○
<b>Good Samaritan Hospital</b> San Jose <sup>2</sup> <sup>4</sup>	42	○	○	●	●
<b>Santa Barbara Cottage Hospital</b> Santa Barbara <sup>4</sup>	42	○	○	●	○
<b>Pomeroado Hospital</b> Poway	42	○	○	●	○
<b>Arrowhead Regional Medical Center</b> Colton	42	●	●	●	●
<b>Torrance Memorial Medical Center</b> Torrance	42	●	●	●	●
<b>St. Vincent Medical Center</b> Los Angeles <sup>1</sup>	42	●	○	●	○
<b>Whittier Hospital Medical Center</b> Whittier	42	●	○	●	○
<b>LAC-Olive View-UCLA Medical Center</b> Sylmar	42	○	○	●	○
<b>Natividad Medical Center</b> Salinas	41	●	●	●	●
<b>John Muir Medical Center, Concord</b> Concord	41	○	○	●	●
<b>Citrus Valley Medical Center-Inter-Community Campus</b> Covina	41	○	○	●	●
<b>Western Medical Center-Santa Ana</b> Santa Ana	41	○	○	●	○
<b>California Hospital Medical Center</b> Los Angeles	41	●	●	●	●
<b>Simi Valley Hospital and Health Care Services</b> Simi Valley	41	○	○	●	○
<b>Glendale Adventist Medical Center</b> Glendale	41	○	●	●	○
<b>Saint Agnes Medical Center</b> Fresno <sup>4</sup>	41	○	●	●	●
<b>Mercy Medical Center Merced</b> Merced	41	●	●	●	●
<b>Long Beach Memorial Medical Center</b> Long Beach	41	○	●	●	○
<b>St. John's Regional Medical Center</b> Oxnard	40	○	●	●	○
<b>Hemet Valley Medical Center</b> Hemet	40	○	●	●	○
<b>Providence Tarzana Medical Center</b> Tarzana	39	●	●	●	●
<b>Clovis Community Medical Center</b> Clovis <sup>2</sup>	39	●	○	●	●
<b>Santa Monica-UCLA Medical Center and Orthopaedic Hospital</b> Santa Monica <sup>2</sup>	39	●	●	●	○
<b>University of California, Davis Medical Center</b> Sacramento <sup>2</sup>	38	○	●	●	○

<sup>1</sup> Complications are better than average. <sup>2</sup> Complications are worse than average. <sup>3</sup> Mortality is better than average. <sup>4</sup> Mortality is worse than average.

Better ← → Worse  
 ● ● ○ ○ ● ●

Hospital	Safety score	Categories			
		Infections	Readmissions	Communication	Scanning
	0 100				

Hospital	Safety score	Categories			
		Infections	Readmissions	Communication	Scanning
	0 100				

**CALIFORNIA** continued

<b>LAC-Harbor-University of California at Los Angeles Medical Center</b> Torrance	38	●	●	●	●
<b>Foothill Presbyterian Hospital</b> Glendora	38	●	●	●	○
<b>Antelope Valley Hospital</b> Lancaster <sup>4</sup>	38	○	●	●	●
<b>Kern Medical Center</b> Bakersfield	38	●	●	●	○
<b>Fountain Valley Regional Hospital and Medical Center</b> Fountain Valley	38	○	●	●	●
<b>Sutter Delta Medical Center</b> Antioch	37	●	●	●	●
<b>University of California, Irvine Healthcare</b> Orange <sup>2</sup>	37	●	●	●	○
<b>Eisenhower Medical Center</b> Rancho Mirage	37	○	○	●	●
<b>Garden Grove Hospital and Medical Center</b> Garden Grove <sup>3</sup>	37	○	●	●	●
<b>La Palma Intercommunity Hospital</b> La Palma	36	●	●	●	●
<b>Community Regional Medical Center</b> Fresno <sup>4</sup>	36	●	●	●	●
<b>Greater El Monte Community Hospital</b> South El Monte	36	●	●	●	●
<b>Los Angeles Community Hospital</b> Los Angeles	36	●	●	●	●
<b>USC University Hospital</b> Los Angeles <sup>2</sup>	36	○	●	●	○
<b>Placentia-Linda Hospital</b> Placentia	35	●	●	●	○
<b>Brotman Medical Center</b> Culver City	35	○	●	●	○
<b>Redlands Community Hospital</b> Redlands	35	●	○	●	●
<b>Valley Presbyterian Hospital</b> Van Nuys	34	●	●	●	●
<b>Garfield Medical Center</b> Monterey Park	33	●	●	●	●
<b>Parkview Community Hospital Medical Center</b> Riverside	33	●	●	●	●
<b>Corona Regional Medical Center</b> Corona <sup>4</sup>	32	○	●	●	●
<b>Sierra Vista Regional Medical Center</b> San Luis Obispo	32	●	●	●	●
<b>Loma Linda University Medical Center</b> Loma Linda <sup>2</sup>	32	○	●	●	○
<b>Mission Hospital</b> Mission Viejo <sup>2</sup>	32	○	●	●	●
<b>Olympia Medical Center</b> Los Angeles	31	●	●	●	●
<b>West Hills Hospital and Medical Center</b> West Hills	31	○	●	●	●
<b>Menifee Valley Medical Center</b> Sun City	30	●	●	●	○
<b>Twin Cities Community Hospital</b> Templeton <sup>4</sup>	30	○	○	●	●
<b>Hollywood Presbyterian Medical Center</b> Los Angeles	30	●	●	●	○
<b>Kaweah Delta Medical Center</b> Visalia <sup>4</sup>	29	○	○	●	○
<b>St. Bernardine Medical Center</b> San Bernardino	28	○	●	●	●
<b>Providence Little Company of Mary Medical Center</b> San Pedro	26	●	●	●	●
<b>Hanford Community Medical Center</b> Hanford <sup>4</sup>	25	○	●	●	●

**COLORADO** continued

<b>Colorado Plains Medical Center</b> Fort Morgan	61	●	○	○	○
<b>Vail Valley Medical Center</b> Vail	61	●	●	○	○
<b>Exempla Lutheran Medical Center</b> Wheat Ridge <sup>3</sup>	61	○	○	●	●
<b>Platte Valley Medical Center</b> Brighton	59	●	●	●	●
<b>McKee Medical Center</b> Loveland <sup>3</sup>	59	○	●	○	○
<b>Exempla Good Samaritan Medical Center</b> Lafayette	59	●	●	●	●
<b>Presbyterian-St. Luke's Medical Center</b> Denver <sup>2</sup>	59	●	○	●	●
<b>St. Mary's Hospital and Medical Center</b> Grand Junction	59	●	●	●	●
<b>Longmont United Hospital</b> Longmont <sup>3</sup>	59	●	●	●	○
<b>Rose Medical Center</b> Denver	58	●	○	●	●
<b>Exempla Saint Joseph Hospital</b> Denver	58	●	●	○	●
<b>Denver Health Medical Center</b> Denver	57	●	●	●	●
<b>Parker Adventist Hospital</b> Parker	57	○	○	●	●
<b>Boulder Community Hospital</b> Boulder	56	●	○	●	○
<b>St. Anthony North Hospital</b> Westminster	55	○	○	●	●
<b>Parkview Medical Center</b> Pueblo <sup>2</sup>	55	●	○	●	●
<b>Delta County Memorial Hospital</b> Delta	53	●	●	●	●
<b>North Suburban Medical Center</b> Thornton	52	●	●	●	●
<b>St. Anthony Central Hospital</b> Denver <sup>2</sup>	52	●	○	●	●
<b>Medical Center of Aurora</b> Aurora	51	●	○	●	○
<b>Penrose-St. Francis Health Services</b> Colorado Springs	51	○	●	●	●
<b>Sterling Regional MedCenter</b> Sterling	49	●	●	○	●
<b>Sky Ridge Medical Center</b> Lone Tree	49	●	○	●	○
<b>Swedish Medical Center</b> Englewood <sup>2</sup>	48	○	○	●	○
<b>Littleton Adventist Hospital</b> Littleton	47	○	○	●	○
<b>Avista Adventist Hospital</b> Louisville	47	●	●	○	○
<b>Community Hospital</b> Grand Junction	46	●	○	●	○
<b>St. Thomas More Hospital</b> Canon City <sup>4</sup>	44	●	○	●	○
<b>St. Mary-Corwin Medical Center</b> Pueblo <sup>2</sup>	44	○	●	●	○
<b>Memorial Health System</b> Colorado Springs	44	○	○	●	●
<b>Porter Adventist Hospital</b> Denver	43	○	●	●	○
<b>San Luis Valley Regional Medical Center</b> Alamosa	41	●	○	●	●
<b>Montrose Memorial Hospital</b> Montrose	38	○	●	●	●

**IDAHO**

<b>West Valley Medical Center</b> Caldwell	63	●	○	●	○
<b>Eastern Idaho Regional Medical Center</b> Idaho Falls <sup>4</sup>	53	●	○	●	○

**MONTANA**

<b>Billings Clinic</b> Billings <sup>1</sup>	72	●	○	●	○
<b>Community Medical Center</b> Missoula	48	○	●	●	○



Better ← → Worse  
● ◐ ◑ ◐ ◑ ●

Hospital	Safety score	Categories			
		Infections	Readmissions	Communication	Scanning
	0 100				

**NEVADA**

<b>Southern Hills Hospital and Medical Center</b> Las Vegas	55	●	◐	◑	◐
<b>Desert Springs Hospital Medical Center</b> Las Vegas	53	●	◐	◑	●
<b>St. Rose Dominican Hospitals-Siena Campus</b> Henderson	49	◐	◑	◑	◐
<b>Northern Nevada Medical Center</b> Sparks	48	◐	◑	◑	●
<b>Spring Valley Hospital Medical Center</b> Las Vegas	46	●	◑	◑	◐
<b>North Vista Hospital</b> North Las Vegas	45	◐	◑	◑	◐
<b>Sunrise Hospital and Medical Center</b> Las Vegas	44	◑	◑	◑	●
<b>University Medical Center</b> Las Vegas <sup>2</sup>	44	◐	◑	◑	●
<b>Renown Regional Medical Center</b> Reno <sup>4</sup>	43	◐	◑	◑	●
<b>Centennial Hills Hospital Medical Center</b> Las Vegas	43	◑	◑	◑	●
<b>Valley Hospital Medical Center</b> Las Vegas <sup>4</sup>	41	●	◑	◑	◐
<b>MountainView Hospital</b> Las Vegas <sup>2</sup>	38	◐	◑	◑	◐
<b>Summerlin Hospital Medical Center</b> Las Vegas	37	◑	◑	◑	◑
<b>St. Rose Dominican Hospitals-Rose de Lima Campus</b> Henderson	33	◑	◑	◑	◑
<b>St. Rose Dominican Hospitals-San Martin Campus</b> Las Vegas <sup>2</sup>	24	◐	◑	◑	◑

**NEW MEXICO**

<b>Presbyterian Hospital</b> Albuquerque <sup>2</sup>	50	◐	◐	◑	◑
---	----	---	---	---	---

**OREGON**

<b>Salem Hospital</b> Salem	63	●	◐	◑	●
<b>Saint Alphonsus Medical Center-Ontario</b> Ontario	61	●	◐	◑	◐
<b>Three Rivers Community Hospital and Health Center</b> Grants Pass	60	◐	◑	◑	●
<b>Willamette Valley Medical Center</b> McMinnville	60	●	◑	◑	◐
<b>Providence Willamette Falls Medical Center</b> Oregon City	60	●	◑	◑	●
<b>Providence Portland Medical Center</b> Portland <sup>2</sup>	60	●	◑	◑	●
<b>St. Charles Medical Center-Bend</b> Bend	59	◐	◑	◑	●
<b>McKenzie-Willamette Medical Center</b> Springfield	58	◐	◑	◑	●
<b>Sacred Heart Medical Center at RiverBend</b> Springfield	58	◐	◑	◑	●
<b>Providence St. Vincent Medical Center</b> Portland <sup>2</sup>	57	◐	◑	◑	●
<b>Sky Lakes Medical Center</b> Klamath Falls <sup>4</sup>	56	●	◑	◑	●
<b>Legacy Mount Hood Medical Center</b> Gresham	55	◐	◑	◑	●
<b>Adventist Medical Center</b> Portland	55	●	◑	◑	◐
<b>Good Samaritan Regional Medical Center</b> Corvallis <sup>2</sup>	54	◐	◑	◑	●
<b>Legacy Good Samaritan Hospital and Medical Center</b> Portland	54	◐	◑	◑	◐
<b>Mercy Medical Center</b> Roseburg	54	◐	◑	◑	●
<b>Tuality Healthcare</b> Hillsboro	54	◑	◑	◑	●

Hospital	Safety score	Categories			
		Infections	Readmissions	Communication	Scanning
	0 100				

**OREGON** continued

<b>Rogue Valley Medical Center</b> Medford	54	◐	◑	◑	◐
<b>Legacy Meridian Park Hospital</b> Tualatin	53	◐	◑	◑	●
<b>Sacred Heart Medical Center</b> Eugene	52	◐	◑	◑	●
<b>Legacy Emanuel Hospital and Health Center</b> Portland <sup>2</sup>	52	◐	◑	◑	●
<b>Silverton Hospital</b> Silverton	49	◑	◑	◑	●
<b>Ashland Community Hospital</b> Ashland	45	◑	◑	◑	◑
<b>Samaritan Albany General Hospital</b> Albany	44	◑	◑	◑	◐
<b>Providence Medford Medical Center</b> Medford	41	◐	◑	◑	◐
<b>OHSU Hospital</b> Portland <sup>2</sup>	40	◑	◑	◑	◐
<b>Bay Area Hospital</b> Coos Bay <sup>4</sup>	40	◑	◑	◑	●

**UTAH**

<b>Ogden Regional Medical Center</b> Ogden	60	◐	◑	◑	◐
<b>St. Mark's Hospital</b> Salt Lake City	57	◐	◑	◑	●
<b>Timpanogos Regional Hospital</b> Orem	55	●	◑	◑	◐

**WASHINGTON**

<b>Kadlec Medical Center</b> Richland <sup>3</sup>	71	●	◐	◑	◐
<b>Evergreen Healthcare</b> Kirkland <sup>3</sup>	67	◐	◑	◑	●
<b>St. Francis Hospital</b> Federal Way	65	●	◑	◑	●
<b>Virginia Mason Medical Center</b> Seattle <sup>3</sup>	65	●	◑	◑	◐
<b>Providence St. Peter Hospital</b> Olympia	62	◐	◑	◑	●
<b>Northwest Hospital &amp; Medical Center</b> Seattle	61	●	◑	◑	◐
<b>Tacoma General Hospital</b> Tacoma	60	●	◑	◑	◐
<b>St. Joseph Medical Center</b> Tacoma <sup>2</sup>	57	●	◑	◑	●
<b>St. Clare Hospital</b> Tacoma <sup>2</sup>	56	●	◑	◑	◐
<b>Overlake Hospital Medical Center</b> Bellevue	53	◐	◑	◑	◐
<b>Providence Regional Medical Center</b> Everett <sup>3</sup>	52	◑	◑	◑	●
<b>Valley Medical Center</b> Renton	52	◑	◑	◑	●
<b>Harrison Medical Center</b> Bremerton	52	◑	◑	◑	●
<b>University of Washington Medical Center</b> Seattle <sup>2</sup>	51	●	◑	◑	◐
<b>Swedish Medical Center-Cherry Hill Campus</b> Seattle <sup>2</sup>	49	◐	◑	◑	●
<b>Harborview Medical Center</b> Seattle <sup>2</sup>	49	◐	◑	◑	●
<b>Multicare Good Samaritan Hospital</b> Puyallup	48	◑	◑	◑	●
<b>Swedish Health Services</b> Seattle <sup>2</sup>	46	◐	◑	◑	●
<b>Auburn Regional Medical Center</b> Auburn	41	◑	◑	◑	●

**WYOMING**

<b>Wyoming Medical Center</b> Casper <sup>4</sup>	58	●	◑	◑	●
---	----	---	---	---	---

<sup>1</sup> Complications are better than average. <sup>2</sup> Complications are worse than average. <sup>3</sup> Mortality is better than average. <sup>4</sup> Mortality is worse than average.

# Ratings Hospital safety

In rank order, within states.

Better ← → Worse

Hospital	Safety score	Categories			
		Infections	Readmissions	Communication	Scanning

## ALABAMA

Walker Baptist Medical Center Jasper	57	●	○	●	○
Shelby Baptist Medical Center Alabaster	53	●	●	●	●
Brookwood Medical Center Birmingham <sup>4</sup>	51	●	○	●	●
Providence Hospital Mobile <sup>4</sup>	51	●	○	●	○
Gadsden Regional Medical Center Gadsden	49	○	●	●	●
Princeton Baptist Medical Center Birmingham <sup>2</sup>	46	○	○	●	●
Huntsville Hospital Huntsville	42	○	○	●	○
Crestwood Medical Center Huntsville <sup>4</sup>	37	○	○	●	○

## FLORIDA

Florida Hospital Memorial Medical Center Daytona Beach <sup>3</sup>	67	●	○	●	●
St. Mary's Medical Center West Palm Beach	61	●	○	●	●
Mayo Clinic Jacksonville Jacksonville	61	●	○	○	●
Homestead Hospital Homestead	58	●	●	●	●
Delray Medical Center Delray Beach <sup>1</sup> <sup>3</sup>	57	○	●	●	●
Fawcett Memorial Hospital Port Charlotte <sup>3</sup>	56	○	●	●	●
Capital Regional Medical Center Tallahassee	56	●	○	●	●
Regional Medical Center-Bayonet Point Hudson <sup>1</sup>	55	●	○	●	●
Raulerson Hospital Okeechobee	55	●	○	●	●
Ocala Regional Medical Center Ocala <sup>3</sup>	54	○	●	●	●
Aventura Hospital and Medical Center Aventura <sup>3</sup>	54	○	●	●	●
Westside Regional Medical Center Plantation	54	●	○	●	●
Florida Hospital Heartland Medical Center Sebring <sup>3</sup>	53	●	○	●	○
Brandon Regional Hospital Brandon	53	●	○	●	●
Northwest Medical Center Margate <sup>1</sup> <sup>3</sup>	53	○	●	●	●
Memorial Hospital Jacksonville Jacksonville	52	●	○	●	●
Orange Park Medical Center Orange Park	51	○	○	●	●
Good Samaritan Medical Center West Palm Beach <sup>3</sup>	51	○	○	●	○
Orlando Regional Medical Center Orlando	50	●	○	●	●
South Miami Hospital Miami	50	○	○	●	●
South Bay Hospital Sun City Center <sup>2</sup>	49	●	●	●	●
Gulf Coast Medical Center Panama City	49	○	○	●	○
Hialeah Hospital Hialeah	48	●	○	●	●
North Shore Medical Center Miami <sup>1</sup>	48	○	○	●	●
West Boca Medical Center Boca Raton	48	○	○	●	●
Baptist Hospital of Miami Miami	47	○	○	●	●
Osceola Regional Medical Center Kissimmee	47	●	○	●	○
Doctors Hospital Coral Gables	47	○	○	●	●
Kendall Regional Medical Center Miami <sup>3</sup>	47	○	○	●	●
North Florida Regional Medical Center Gainesville	47	○	○	●	●

Hospital	Safety score	Categories			
		Infections	Readmissions	Communication	Scanning

## FLORIDA continued

Palms West Hospital Loxahatchee	47	○	○	●	●
JFK Medical Center Atlantis <sup>2</sup> <sup>3</sup>	45	○	○	●	●
Blake Medical Center Bradenton <sup>3</sup>	45	○	○	●	○
Coral Gables Hospital Coral Gables	44	○	○	●	●
Sacred Heart Hospital of Pensacola Pensacola	44	○	○	●	●
Palmetto General Hospital Hialeah	43	○	○	●	○
Columbia Hospital West Palm Beach	43	○	○	●	●
St. Lucie Medical Center Port St. Lucie	43	○	○	●	○
Lawnwood Regional Medical Center Fort Pierce	42	○	○	●	●
West Florida Hospital Pensacola	41	○	○	●	○
Palm Beach Gardens Medical Center Palm Beach Gardens <sup>2</sup> <sup>3</sup>	40	○	○	●	●
Oak Hill Hospital Brooksville	39	○	○	●	○
Fort Walton Beach Medical Center Fort Walton Beach <sup>4</sup>	39	○	○	●	○
Plantation General Hospital Plantation	37	○	○	●	●
Central Florida Regional Hospital Sanford	35	○	○	●	●

## GEORGIA

Emory Eastside Medical Center Snellville <sup>3</sup>	62	○	○	●	●
Doctors Hospital Augusta	57	○	○	●	●
North Fulton Regional Hospital Roswell	55	○	○	●	●
Redmond Regional Medical Center Rome	55	○	○	●	●
Cartersville Medical Center Cartersville	53	○	○	●	●
WellStar Kennestone Hospital Marietta	51	○	○	●	●
St. Joseph's Candler Hospital Savannah	49	○	○	●	○
Spalding Regional Medical Center Griffin	48	○	○	●	○
St. Joseph's Hospital Savannah	47	○	○	●	○
Coliseum Medical Centers Macon	46	○	○	●	●
Atlanta Medical Center Atlanta <sup>2</sup>	45	○	○	●	●
WellStar Douglas Hospital Douglasville	45	○	○	●	○
Fairview Park Hospital Dublin	44	○	○	●	○
WellStar Cobb Hospital Austell	43	○	○	●	○
Palmyra Medical Centers Albany	43	○	○	●	○
Memorial Health Savannah <sup>2</sup> <sup>3</sup>	42	○	○	●	○
South Fulton Medical Center Atlanta	25	○	○	●	○

## KENTUCKY

Manchester Memorial Hospital Manchester	47	○	○	●	○
Norton Hospital Louisville	39	○	○	●	○

## LOUISIANA

Our Lady of the Lake Regional Medical Center Baton Rouge <sup>4</sup>	53	○	○	●	○
---	----	---	---	---	---

<sup>1</sup> Complications are better than average. <sup>2</sup> Complications are worse than average. <sup>3</sup> Mortality is better than average. <sup>4</sup> Mortality is worse than average.

Hospital	Safety score	Categories
	0 100	Infections Readmissions Communication Scanning

**LOUISIANA** continued

<b>Baton Rouge General Medical Center</b> Baton Rouge	44	○ ○ ● ○
<b>Lakeview Regional Medical Center</b> Covington	39	○ ● ● ○
<b>Rapides Regional Medical Center</b> Alexandria <sup>4</sup>	38	● ● ● ●
<b>Tulane Medical Center</b> New Orleans <sup>2</sup>	32	○ ○ ● ●
<b>Regional Medical Center of Acadiana</b> Lafayette	30	○ ● ● ●

**MISSISSIPPI**

<b>Baptist Memorial Hospital-Golden Triangle</b> Columbus <sup>4</sup>	47	● ● ● ○
<b>Baptist Memorial Hospital-DeSoto</b> Southaven	46	● ● ● ●
<b>Garden Park Medical Center</b> Gulfport	37	○ ● ● ○
<b>Baptist Memorial Hospital-North Mississippi</b> Oxford <sup>4</sup>	36	○ ● ● ○

**MISSOURI**

<b>St. John's Hospital</b> Springfield	70	● ● ● ●
<b>Boone Hospital Center</b> Columbia	65	● ○ ○ ●
<b>Barnes-Jewish St. Peters Hospital</b> St. Peters <sup>3</sup>	62	● ● ● ●
<b>Missouri Baptist Medical Center</b> St. Louis <sup>3</sup>	60	● ● ● ●
<b>Barnes-Jewish West County Hospital</b> St. Louis	60	● ● ● ●
<b>Skaggs Regional Medical Center</b> Branson	59	● ○ ● ●
<b>St. John's Mercy Hospital</b> Washington	57	○ ○ ● ●
<b>Saint Luke's East-Lee's Summit</b> Lee's Summit	57	○ ● ○ ●
<b>St. Luke's Hospital</b> Chesterfield <sup>2</sup> <sup>3</sup>	56	● ● ● ●
<b>Lester E. Cox Medical Centers</b> Springfield	56	○ ○ ● ●
<b>Christian Hospital</b> St. Louis <sup>3</sup>	52	● ● ● ○
<b>Saint Luke's Hospital of Kansas City</b> Kansas City <sup>2</sup>	52	○ ● ● ●
<b>Heartland Regional Medical Center</b> St. Joseph	51	● ● ● ●
<b>Liberty Hospital</b> Liberty	51	● ● ● ●
<b>Centerpoint Medical Center</b> Independence	51	○ ● ● ●
<b>Audrain Medical Center</b> Mexico	51	○ ○ ○ ●
<b>St. Mary's Medical Center</b> Blue Springs	50	○ ● ● ●
<b>North Kansas City Hospital</b> North Kansas City <sup>2</sup> <sup>3</sup>	50	○ ● ● ●
<b>Hannibal Regional Hospital</b> Hannibal	49	● ● ● ○
<b>St. John's Mercy Medical Center</b> St. Louis	49	○ ● ● ●
<b>St. Anthony's Medical Center</b> St. Louis <sup>3</sup>	47	○ ● ● ○
<b>Saint Luke's Northland Hospital-Barry Road</b> Kansas City	46	● ● ● ●
<b>St. Joseph Medical Center</b> Kansas City	45	● ● ● ●
<b>Capital Region Medical Center</b> Jefferson City	45	○ ● ● ●
<b>Missouri Delta Medical Center</b> Sikeston	45	○ ● ● ○
<b>University of Missouri Hospitals and Clinics</b> Columbia	43	○ ● ● ○
<b>Southeast Hospital</b> Cape Girardeau	43	○ ● ● ●
<b>St. Alexius Hospital-Broadway Campus</b> St. Louis	43	● ● ● ●
<b>Research Medical Center</b> Kansas City	42	○ ● ● ○

Hospital	Safety score	Categories
	0 100	Infections Readmissions Communication Scanning

**MISSOURI** continued

<b>Saint Francis Medical Center</b> Cape Girardeau <sup>4</sup>	42	○ ○ ● ○
<b>Barnes-Jewish Hospital</b> St. Louis <sup>2</sup>	41	○ ● ● ●
<b>Des Peres Hospital</b> St. Louis	40	○ ● ● ○
<b>Bothwell Regional Health Center</b> Sedalia <sup>4</sup>	39	○ ● ● ○
<b>Freeman Health System</b> Joplin	37	● ● ● ●
<b>Truman Medical Center-Hospital Hill</b> Kansas City	36	● ● ● ●
<b>Ozarks Medical Center</b> West Plains	36	● ○ ● ○
<b>Jefferson Regional Medical Center</b> Crystal City	34	● ● ● ○
<b>Phelps County Regional Medical Center</b> Rolla <sup>4</sup>	33	● ○ ● ○
<b>Poplar Bluff Regional Medical Center</b> Poplar Bluff <sup>4</sup>	29	○ ● ● ●
<b>Saint Louis University Hospital</b> St. Louis <sup>2</sup>	28	● ● ● ●
<b>Lake Regional Health System</b> Osage Beach <sup>4</sup>	22	● ● ● ●

**NORTH CAROLINA**

<b>Frye Regional Medical Center</b> Hickory	60	○ ○ ● ●
<b>Gaston Memorial Hospital</b> Gastonia <sup>3</sup>	58	○ ○ ● ●
<b>Rex Healthcare</b> Raleigh <sup>2</sup> <sup>3</sup>	53	● ● ● ●
<b>Onslow Memorial Hospital</b> Jacksonville <sup>4</sup>	47	○ ● ● ●
<b>University of North Carolina Hospitals</b> Chapel Hill <sup>2</sup> <sup>4</sup>	45	○ ● ○ ●
<b>Wake Forest Baptist Medical Center</b> Winston-Salem <sup>4</sup>	32	○ ● ● ○

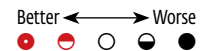
**OKLAHOMA**

<b>OU Medical Center</b> Oklahoma City <sup>2</sup> <sup>4</sup>	33	● ● ● ○
--	----	---------

**SOUTH CAROLINA**

<b>Bon Secours St. Francis Health System</b> Greenville	69	● ● ● ●
<b>Bon Secours St. Francis Hospital</b> Charleston	63	● ● ● ●
<b>Springs Memorial Hospital</b> Lancaster	60	● ● ● ●
<b>McLeod Regional Medical Center</b> Florence	60	● ● ● ●
<b>Oconee Medical Center</b> Seneca	59	● ● ● ●
<b>Loris Community Hospital</b> Loris	56	● ● ● ●
<b>Roper Hospital</b> Charleston	56	● ● ● ●
<b>Hillcrest Hospital</b> Simpsonville	55	● ● ● ●
<b>Spartanburg Regional Medical Center</b> Spartanburg <sup>3</sup>	55	○ ○ ● ●
<b>Mary Black Memorial Hospital</b> Spartanburg	55	● ● ● ●
<b>Palmetto Health Richland</b> Columbia <sup>2</sup>	54	○ ○ ● ●
<b>Beaufort Memorial Hospital</b> Beaufort	54	● ● ● ●
<b>Greenville Memorial Hospital</b> Greenville <sup>2</sup>	53	○ ● ● ●
<b>Providence Hospital</b> Columbia <sup>4</sup>	53	○ ○ ● ●
<b>Piedmont Medical Center</b> Rock Hill	52	○ ● ● ●
<b>Baptist Easley Hospital</b> Easley	52	○ ● ● ●
<b>Greer Memorial Hospital</b> Greer	51	● ● ● ●

<sup>1</sup> Complications are better than average. <sup>2</sup> Complications are worse than average. <sup>3</sup> Mortality is better than average. <sup>4</sup> Mortality is worse than average.

Better ← → Worse  


Hospital	Safety score	Categories
	0 100	Infections Readmissions Communication Scanning

**SOUTH CAROLINA** continued

Self Regional Healthcare Greenwood	51	● ○ ● ○
Lexington Medical Center West Columbia <sup>4</sup>	51	○ ● ● ●
Grand Strand Regional Medical Center Myrtle Beach <sup>4</sup>	50	● ● ● ●
Conway Medical Center Conway	50	● ● ● ●
MUSC Medical Center of Medical University of South Carolina Charleston	50	● ● ● ●
Village Hospital Greer	50	○ ○ ● ○
Colleton Medical Center Walterboro	49	○ ● ● ●
Newberry County Memorial Hospital Newberry <sup>4</sup>	49	● ● ● ●
East Cooper Medical Center Mount Pleasant	49	● ○ ● ●
AnMed Health Medical Center Anderson	48	○ ● ● ○
Waccamaw Community Hospital Murrells Inlet	48	● ● ● ○
Palmetto Health Baptist Columbia	48	○ ● ● ●
Aiken Regional Medical Centers Aiken <sup>4</sup>	47	○ ● ● ●
Laurens County Health Care System Clinton <sup>4</sup>	47	○ ○ ● ●
Regional Medical Center Orangeburg	46	○ ● ● ●
Hilton Head Hospital Hilton Head Island	46	● ● ● ○
Trident Medical Center Charleston <sup>4</sup>	41	○ ● ● ●
KershawHealth Camden	40	● ● ● ○
Georgetown Memorial Hospital Georgetown	38	○ ● ● ○
Wallace Thomson Hospital Union	36	● ● ● ○
Clarendon Memorial Hospital Manning	36	● ● ● ○
Carolina Pines Regional Medical Center Hartsville	34	○ ● ● ○
Carolinas Hospital System Florence <sup>4</sup>	30	● ● ● ●

**TENNESSEE**

Saint Thomas Hospital Nashville <sup>1</sup> <sup>3</sup>	63	● ● ● ●
Cookeville Regional Medical Center Cookeville <sup>1</sup>	61	○ ○ ● ●
Maury Regional Hospital Columbia <sup>3</sup>	58	● ● ○ ●
Blount Memorial Hospital Maryville <sup>3</sup>	58	● ● ● ●
Baptist Hospital Nashville	56	● ● ● ●
Memorial Health Care System Chattanooga <sup>1</sup>	55	○ ○ ● ○
Methodist Medical Center of Oak Ridge Oak Ridge	53	● ● ● ●
Regional Hospital of Jackson Jackson	53	● ● ● ●
Baptist Memorial Hospital-Memphis Memphis	52	○ ○ ● ●
Fort Sanders Regional Medical Center Knoxville	52	○ ○ ● ●
University of Tennessee Medical Center Knoxville	50	○ ● ● ●
Centennial Medical Center Nashville	49	● ○ ● ●
Parkwest Medical Center Knoxville	48	○ ● ● ●
Wellmont Holston Valley Medical Center Kingsport	48	● ● ● ●
Mercy Medical Center St. Mary's Knoxville	47	● ○ ● ●

Hospital	Safety score	Categories
	0 100	Infections Readmissions Communication Scanning

**TENNESSEE** continued

Takoma Regional Hospital Greenville	47	● ○ ● ●
Skyline Medical Center Nashville	45	○ ● ● ○
University Medical Center Lebanon	45	● ● ● ○
Southern Hills Medical Center Nashville	45	● ● ● ●
Wellmont Bristol Regional Medical Center Bristol	45	● ● ● ●
Indian Path Medical Center Kingsport	45	● ● ● ●
Saint Francis Hospital-Bartlett Bartlett	43	○ ○ ● ○
Middle Tennessee Medical Center Murfreesboro <sup>4</sup>	43	● ● ● ●
Summit Medical Center Hermitage	42	● ● ● ●
Jackson-Madison County General Hospital Jackson <sup>4</sup>	41	● ○ ● ●
Horizon Medical Center Dickson	40	● ● ● ●
Erlanger Medical Center Chattanooga <sup>2</sup>	38	● ○ ● ●
Parkridge Medical Center Chattanooga	38	● ● ● ●
Vanderbilt University Medical Center Nashville <sup>2</sup>	37	● ● ○ ○
Saint Francis Hospital Memphis <sup>4</sup>	37	● ● ● ○
Methodist Healthcare Memphis Hospitals Memphis <sup>4</sup>	36	● ● ● ●
Skyridge Medical Center Cleveland <sup>4</sup>	35	● ● ● ○
Regional Medical Center at Memphis Memphis	34	● ● ● ○
Johnson City Medical Center Johnson City	32	● ● ● ●
Williamson Medical Center Franklin <sup>4</sup>	32	● ● ● ●
Sumner Regional Medical Center Gallatin	31	○ ● ● ●
Gateway Medical Center Clarksville <sup>4</sup>	31	● ● ● ●

**TEXAS**

Baylor University Medical Center Dallas	67	● ○ ● ●
St. David's Medical Center Austin	64	● ○ ● ●
Texas Health Harris Methodist Hospital Fort Worth Fort Worth	63	● ● ● ●
Clear Lake Regional Medical Center Webster	61	● ○ ● ●
Lake Pointe Medical Center Rowlett	61	● ● ● ●
Texas Health Harris Methodist Hospital Southwest Fort Worth Fort Worth	59	● ○ ● ●
Baylor All Saints Medical Center at Fort Worth Fort Worth <sup>3</sup>	59	● ○ ● ○
Texas Health Arlington Memorial Hospital Arlington <sup>3</sup>	58	● ● ● ○
St. David's North Austin Medical Center Austin	58	● ● ● ●
Methodist Stone Oak Hospital San Antonio	58	● ● ● ●
St. David's South Austin Medical Center Austin	57	● ● ● ●
Texas Health Presbyterian Hospital Dallas Dallas	55	● ● ● ●

Better ← → Worse  
 ● ● ● ● ●

Hospital	Safety score	Categories
	0 100	Infections Readmissions Communication Scanning

**TEXAS** continued

<b>Methodist Hospital</b> San Antonio <sup>1</sup>	55	● ○ ● ●
<b>Texas Health Harris Methodist Hospital</b> Hurst-Euless-Bedford Bedford	54	● ○ ● ○
<b>Texas Health Presbyterian Hospital Plano</b> Plano	53	● ● ● ○
<b>Cypress Fairbanks Medical Center</b> Houston <sup>3</sup>	51	● ● ● ●
<b>Medical Center of McKinney</b> McKinney	51	● ● ● ●
<b>Good Shepherd Medical Center</b> Longview <sup>1</sup> <sup>3</sup>	51	● ● ○ ●
<b>Mother Frances Hospital-Tyler</b> Tyler <sup>3</sup>	49	○ ○ ● ●
<b>Park Plaza Hospital</b> Houston	48	● ○ ● ●
<b>Baylor Medical Center at Garland</b> Garland	48	● ○ ● ●
<b>The Methodist Hospital</b> Houston <sup>2</sup> <sup>3</sup>	47	○ ○ ● ○
<b>Centennial Medical Center</b> Frisco	47	● ● ● ●
<b>Texas Health Presbyterian Hospital Denton</b> Denton	47	● ● ● ●
<b>Baylor Medical Center at Irving</b> Irving	47	● ● ● ●
<b>Baylor Regional Medical Center at Grapevine</b> Grapevine	46	● ○ ● ●
<b>Houston Northwest Medical Center</b> Houston	46	○ ○ ● ○
<b>Huguley Memorial Medical Center</b> Fort Worth	45	● ● ● ●
<b>Denton Regional Medical Center</b> Denton	45	○ ● ● ●
<b>North Hills Hospital</b> North Richland Hills	44	● ● ● ○
<b>Medical Center of Plano</b> Plano	43	○ ● ● ●
<b>Methodist Richardson Medical Center</b> Richardson	42	● ● ● ●
<b>Plaza Medical Center of Fort Worth</b> Fort Worth	42	● ○ ● ○
<b>Methodist Charlton Medical Center</b> Dallas	42	○ ○ ● ●
<b>Methodist Mansfield Medical Center</b> Mansfield	42	○ ● ● ●
<b>Medical City Dallas Hospital</b> Dallas <sup>2</sup>	40	○ ● ● ●
<b>Las Palmas Del Sol Healthcare</b> El Paso	39	○ ● ● ●
<b>Midland Memorial Hospital</b> Midland <sup>3</sup>	39	● ○ ● ●
<b>Methodist Dallas Medical Center</b> Dallas	38	● ○ ● ●
<b>Sierra Medical Center</b> El Paso	38	● ● ● ●
<b>Kingwood Medical Center</b> Kingwood	36	● ● ● ○
<b>Providence Memorial Hospital</b> El Paso <sup>2</sup> <sup>3</sup>	36	○ ● ● ●
<b>Baylor Medical Center at Carrollton</b> Carrollton	35	● ○ ● ●
<b>Medical Center of Arlington</b> Arlington	33	● ● ● ●
<b>Medical Center Health System</b> Odessa	32	○ ○ ● ●
<b>Valley Regional Medical Center</b> Brownsville	32	● ● ● ●
<b>Medical Center of Lewisville</b> Lewisville	29	● ● ● ●

**VIRGINIA**

<b>Bon Secours Memorial Regional Medical Center</b> Mechanicsville <sup>3</sup>	67	● ○ ● ●
<b>Rockingham Memorial Hospital</b> Harrisonburg <sup>3</sup>	63	● ● ● ●
<b>Winchester Medical Center</b> Winchester	60	● ● ● ●

Hospital	Safety score	Categories
	0 100	Infections Readmissions Communication Scanning

**VIRGINIA** continued

<b>Virginia Hospital Center-Arlington</b> Arlington <sup>3</sup>	60	○ ● ● ●
<b>Riverside Walter Reed Hospital</b> Gloucester	57	● ● ● ●
<b>Inova Loudoun Hospital</b> Leesburg	57	● ● ● ●
<b>Bon Secours-DePaul Medical Center</b> Norfolk	57	● ○ ● ●
<b>Reston Hospital Center</b> Reston	55	● ● ● ●
<b>Inova Alexandria Hospital</b> Alexandria	55	● ● ● ●
<b>Riverside Regional Medical Center</b> Newport News	53	● ○ ● ●
<b>Lewis-Gale Medical Center</b> Salem	53	○ ● ● ●
<b>Prince William Hospital</b> Manassas	53	○ ● ● ●
<b>Inova Fair Oaks Hospital</b> Fairfax	53	● ● ● ●
<b>Sentara Virginia Beach General Hospital</b> Virginia Beach <sup>4</sup>	53	● ● ● ●
<b>Augusta Health</b> Fishersville	53	○ ○ ○ ●
<b>Sentara CarePlex Hospital</b> Hampton <sup>4</sup>	52	● ● ● ●
<b>Sentara Norfolk General Hospital</b> Norfolk <sup>4</sup>	52	● ● ● ●
<b>Sentara Leigh Hospital</b> Norfolk <sup>4</sup>	51	● ○ ● ●
<b>Inova Fairfax Hospital</b> Falls Church <sup>2</sup> <sup>3</sup>	51	○ ● ● ●
<b>Sentara Obici Hospital</b> Suffolk <sup>4</sup>	51	● ○ ● ●
<b>Bon Secours St. Mary's Hospital</b> Richmond <sup>3</sup>	51	○ ● ● ●
<b>Bon Secours St. Francis Medical Center</b> Midlothian <sup>2</sup>	49	● ● ● ○
<b>CJW Medical Center</b> Richmond	48	● ○ ● ●
<b>Carilion Medical Center</b> Roanoke <sup>4</sup>	48	● ● ● ●
<b>Fauquier Hospital</b> Warrenton	47	● ● ● ●
<b>Bon Secours Maryview Medical Center</b> Portsmouth	46	● ● ● ●
<b>Sentara Potomac Hospital</b> Woodbridge	45	● ● ● ●
<b>Martha Jefferson Hospital</b> Charlottesville	45	● ● ● ●
<b>Inova Mount Vernon Hospital</b> Alexandria	45	● ● ● ●
<b>Henrico Doctors' Hospital</b> Richmond	44	● ○ ● ●
<b>Centra Lynchburg General Hospital</b> Lynchburg <sup>4</sup>	44	○ ● ● ●
<b>Mary Washington Hospital</b> Fredericksburg <sup>2</sup>	43	● ● ● ●
<b>VCU Health System</b> Richmond <sup>2</sup>	41	● ● ● ●
<b>Chesapeake Regional Medical Center</b> Chesapeake	41	● ● ● ●
<b>Memorial Hospital</b> Martinsville <sup>4</sup>	40	○ ● ● ●
<b>Southside Regional Medical Center</b> Petersburg	40	● ● ● ○
<b>University of Virginia Medical Center</b> Charlottesville <sup>4</sup>	39	● ● ● ●
<b>Danville Regional Medical Center</b> Danville	39	○ ● ● ○
<b>Clinch Valley Medical Center</b> Richlands	25	● ● ● ●

**WEST VIRGINIA**

<b>Monongalia General Hospital</b> Morgantown <sup>1</sup>	60	● ● ● ○
--	----	---------

<sup>1</sup> Complications are better than average. <sup>2</sup> Complications are worse than average. <sup>3</sup> Mortality is better than average. <sup>4</sup> Mortality is worse than average.

# Ratings Hospital safety

In rank order, within states.

Better ← → Worse

Hospital	Safety score	Categories			
		Infections	Readmissions	Communication	Scanning
	0	100			

## CONNECTICUT

Middlesex Hospital Middletown <sup>3</sup>	64	●	○	○	●
The William W. Backus Hospital Norwich	62	●	○	○	●
St. Vincent's Medical Center Bridgeport	54	●	○	●	○
Waterbury Hospital Waterbury	54	●	○	●	●
Manchester Memorial Hospital Manchester	54	○	○	●	●
Saint Mary's Hospital Waterbury	53	○	○	○	●
Lawrence & Memorial Hospital New London <sup>1 4</sup>	52	○	○	●	●
Hartford Hospital Hartford <sup>4</sup>	52	●	○	○	●
Norwalk Hospital Norwalk	51	●	○	●	●
Stamford Hospital Stamford	51	●	○	●	●
Danbury Hospital Danbury	48	○	○	○	●
Bristol Hospital Bristol <sup>4</sup>	48	○	○	○	●
The Charlotte Hungerford Hospital Torrington	47	○	○	○	○
Hospital of Saint Raphael New Haven	44	○	●	○	●
Saint Francis Hospital and Medical Center Hartford <sup>4</sup>	44	○	○	●	●
Bridgeport Hospital Bridgeport	42	○	○	○	○
Yale-New Haven Hospital New Haven	41	○	●	○	○
MidState Medical Center Meriden	41	○	○	○	○
The Hospital of Central Connecticut New Britain <sup>2 4</sup>	36	○	○	○	○
University of Connecticut Health Center, John Dempsey Hospital Farmington <sup>2</sup>	28	○	○	○	○

## DELAWARE

Bayhealth Medical Center Dover <sup>1 3</sup>	55	●	○	○	○
Nanticoke Memorial Hospital Seaford <sup>3</sup>	54	○	○	○	○
Christiana Care Health System Newark	54	○	○	○	○
St. Francis Hospital Wilmington	43	○	○	○	○

## MAINE

Central Maine Medical Center Lewiston	65	●	○	○	●
MaineGeneral Medical Center-Waterville Campus Waterville	59	○	○	○	○
Eastern Maine Medical Center Bangor	57	○	○	○	○
Maine Medical Center Portland <sup>2</sup>	46	○	○	○	○

## MASSACHUSETTS

Health Alliance Hospitals Leominster	66	●	○	○	●
Mercy Medical Center Springfield <sup>3</sup>	64	●	○	○	●
Milford Regional Medical Center Milford	64	●	○	○	●
Carney Hospital Boston	61	●	○	○	○
Beverly Hospital Beverly	61	●	○	○	○
Milton Hospital Milton	61	●	○	○	○
Cooley Dickinson Hospital Northampton	60	●	○	○	○
New England Baptist Hospital Boston	60	●	○	○	○
Emerson Hospital Concord	60	●	○	○	○
Baystate Medical Center Springfield <sup>1</sup>	60	○	○	○	○

Hospital	Safety score	Categories			
		Infections	Readmissions	Communication	Scanning
	0	100			

## MASSACHUSETTS continued

Saint Vincent Hospital Worcester	58	●	○	○	○
South Shore Hospital South Weymouth	58	●	○	○	○
Saints Medical Center Lowell	58	●	○	○	○
Southcoast Hospitals Group Fall River <sup>1</sup>	58	●	○	○	○
Berkshire Medical Center Pittsfield <sup>3</sup>	57	○	○	○	○
Harrington Memorial Hospital Southbridge	57	●	○	○	○
Caritas St. Elizabeth's Medical Center Brighton <sup>3</sup>	56	●	○	○	○
Holyoke Medical Center Holyoke	56	○	○	○	○
Heywood Hospital Gardner	56	●	○	○	○
Falmouth Hospital Falmouth <sup>3</sup>	56	○	○	○	○
Cape Cod Hospital Hyannis	54	○	○	○	○
Caritas Norwood Hospital Norwood	54	○	○	○	○
UMass Memorial Medical Center Worcester	53	●	○	○	○
Faulkner Hospital Boston	53	○	○	○	○
North Adams Regional Hospital North Adams	53	○	○	○	○
North Shore Medical Center Salem	53	○	○	○	○
Brigham and Women's Hospital Boston	53	○	○	○	○
Winchester Hospital Winchester	52	○	○	○	○
Newton-Wellesley Hospital Newton Lower Falls	52	○	○	○	○
Caritas Holy Family Hospital and Medical Center Methuen	51	●	○	○	○
Lowell General Hospital Lowell	51	○	○	○	○
Saint Anne's Hospital Fall River	51	○	○	○	○
Merrimack Valley Hospital Haverhill	51	○	○	○	○
Mount Auburn Hospital Cambridge	50	○	○	○	○
Caritas Good Samaritan Medical Center Brockton	50	○	○	○	○
Anna Jaques Hospital Newburyport	49	○	○	○	○
Hallmark Health System Melrose	48	○	○	○	○
Lawrence General Hospital Lawrence <sup>4</sup>	48	○	○	○	○
Quincy Medical Center Quincy	47	○	○	○	○
Lahey Clinic Hospital Burlington	46	○	○	○	○
Morton Hospital and Medical Center Taunton	46	○	○	○	○
Jordan Hospital Plymouth	45	○	○	○	○
Sturdy Memorial Hospital Attleboro <sup>4</sup>	45	○	○	○	○
Massachusetts General Hospital Boston <sup>2 4</sup>	45	○	○	○	○
UMass Memorial-Marlborough Hospital Marlborough	44	○	○	○	○
MetroWest Medical Center Framingham	44	○	○	○	○
Baystate Franklin Medical Center Greenfield	44	○	○	○	○
Tufts Medical Center Boston	43	○	○	○	○
Beth Israel Deaconess Medical Center Boston <sup>2 3</sup>	42	○	○	○	○
Boston Medical Center Boston <sup>2</sup>	42	○	○	○	○
Cambridge Health Alliance Cambridge	38	○	○	○	○

<sup>1</sup> Complications are better than average. <sup>2</sup> Complications are worse than average. <sup>3</sup> Mortality is better than average. <sup>4</sup> Mortality is worse than average.

Hospital	Safety score	Categories			
		Infections	Readmissions	Communication	Scanning
	0	100			

**NEW HAMPSHIRE**

<b>Frisbie Memorial Hospital</b> Rochester	67	●	●	○	●
<b>Wentworth-Douglass Hospital</b> Dover	67	●	○	○	●
<b>St. Joseph Hospital</b> Nashua	66	●	○	●	●
<b>Catholic Medical Center</b> Manchester	64	●	○	●	●
<b>Exeter Hospital</b> Exeter	62	●	○	○	●
<b>Cheshire Medical Center</b> Keene	62	●	●	●	●
<b>Portsmouth Regional Hospital</b> Portsmouth	55	○	●	○	●
<b>Concord Hospital</b> Concord	55	○	○	○	●
<b>Dartmouth-Hitchcock Medical Center</b> Lebanon <sup>2</sup> <sup>4</sup>	54	●	○	○	●
<b>Elliot Hospital</b> Manchester	53	●	○	●	●
<b>Lakes Region General Hospital</b> Laconia <sup>4</sup>	49	○	●	●	●
<b>Parkland Medical Center</b> Derry	47	●	●	○	●

**NEW JERSEY**

<b>Deborah Heart and Lung Center</b> Browns Mills	62	○	○	○	●
<b>Newton Medical Center</b> Newton	59	●	●	●	●
<b>Clara Maass Medical Center</b> Belleville <sup>1</sup> <sup>3</sup>	59	●	●	●	●
<b>Lourdes Medical Center of Burlington County</b> Willingboro	57	●	●	●	●
<b>Hunterdon Medical Center</b> Flemington	54	○	○	●	●
<b>Virtua Memorial</b> Mount Holly	54	○	●	●	●
<b>Morristown Medical Center</b> Morristown <sup>4</sup>	54	●	●	●	●
<b>Warren Hospital</b> Phillipsburg	54	●	●	●	●
<b>Monmouth Medical Center</b> Long Branch <sup>3</sup>	53	●	●	●	●
<b>St. Francis Medical Center</b> Trenton	53	●	●	●	●
<b>Kennedy Memorial Hospitals-University Medical Center</b> Cherry Hill <sup>3</sup>	52	●	●	●	●
<b>South Jersey Healthcare-Regional Medical Center</b> Vineland	51	○	●	●	●
<b>Virtua Berlin</b> Berlin <sup>4</sup>	50	●	●	●	●
<b>CentraState Healthcare System</b> Freehold	50	●	●	●	●
<b>Ocean Medical Center</b> Brick Township <sup>3</sup>	49	●	●	●	●
<b>Robert Wood Johnson University Hospital</b> New Brunswick <sup>2</sup>	49	●	●	●	●
<b>Bayshore Community Hospital</b> Holmdel	48	●	●	●	●
<b>Jersey Shore University Medical Center</b> Neptune <sup>2</sup>	47	○	●	●	●
<b>Robert Wood Johnson University Hospital at Hamilton</b> Hamilton	46	○	●	●	●
<b>Hackensack University Medical Center</b> Hackensack <sup>3</sup>	46	●	●	●	●
<b>Saint Barnabas Medical Center</b> Livingston <sup>2</sup>	45	●	●	●	○
<b>Mountainside Hospital</b> Montclair	45	●	●	●	●
<b>Saint Michael's Medical Center</b> Newark <sup>1</sup>	45	○	●	●	●
<b>Christ Hospital</b> Jersey City <sup>4</sup>	45	●	●	●	●
<b>Underwood-Memorial Hospital</b> Woodbury	44	○	●	●	●
<b>LibertyHealth-Jersey City Medical Center</b> Jersey City	44	●	●	●	●
<b>Saint Clare's Health System</b> Denville	43	●	●	●	●
<b>Overlook Medical Center</b> Summit <sup>4</sup>	43	○	●	●	●
<b>AtlantiCare Regional Medical Center</b> Atlantic City	43	○	●	●	●
<b>Our Lady of Lourdes Medical Center</b> Camden	43	●	●	●	●

Hospital	Safety score	Categories			
		Infections	Readmissions	Communication	Scanning
	0	100			


**NEW JERSEY continued**

<b>Englewood Hospital and Medical Center</b> Englewood	42	○	●	●	●
<b>Raritan Bay Medical Center</b> Perth Amboy	42	○	●	●	●
<b>Virtua West Jersey Hospital-Voorhees</b> Voorhees <sup>4</sup>	41	○	●	●	●
<b>Robert Wood Johnson University Hospital Rahway</b> Rahway	41	○	●	●	●
<b>East Orange General Hospital</b> East Orange	41	●	●	●	○
<b>Trinitas Regional Medical Center</b> Elizabeth	41	●	●	●	●
<b>Saint Peter's University Hospital</b> New Brunswick <sup>2</sup>	40	○	●	●	●
<b>Valley Hospital</b> Ridgewood <sup>2</sup> <sup>4</sup>	40	●	●	●	●
<b>University Medical Center at Princeton</b> Princeton	39	●	●	●	●
<b>Cooper Health System</b> Camden <sup>2</sup>	38	○	●	●	●
<b>Riverview Medical Center</b> Red Bank	38	●	●	●	●
<b>Capital Health Regional Medical Center</b> Trenton	38	●	●	●	●
<b>Shore Memorial Hospital</b> Somers Point	36	●	●	●	○
<b>Holy Name Medical Center</b> Teaneck	36	●	●	●	●
<b>St. Mary's Hospital</b> Passaic <sup>4</sup>	36	○	●	●	●
<b>Cape Regional Medical Center</b> Cape May Court House	35	●	●	●	○
<b>Newark Beth Israel Medical Center</b> Newark	34	○	●	●	○
<b>St. Joseph's Regional Medical Center</b> Paterson <sup>4</sup>	34	○	●	●	●
<b>Capital Health-Mercer Campus</b> Trenton <sup>2</sup>	34	●	●	●	●
<b>University of Medicine and Dentistry of New Jersey-University Hospital</b> Newark <sup>2</sup>	33	●	●	●	○
<b>Somerset Medical Center</b> Somerville <sup>4</sup>	31	○	●	●	○
<b>JFK Medical Center</b> Edison <sup>2</sup>	29	○	●	●	○
<b>Kimball Medical Center</b> Lakewood	24	●	●	●	●

**NEW YORK**

<b>Cayuga Medical Center at Ithaca</b> Ithaca	61	○	○	●	●
<b>Benedictine Hospital</b> Kingston <sup>1</sup> <sup>4</sup>	60	●	●	●	●
<b>Peconic Bay Medical Center</b> Riverhead	59	●	●	●	●
<b>Saratoga Hospital</b> Saratoga Springs	57	○	●	○	●
<b>St. Francis Hospital</b> Roslyn <sup>1</sup> <sup>4</sup>	57	○	●	○	●
<b>NYU Langone Medical Center</b> New York <sup>3</sup>	56	○	○	●	●
<b>St. Peter's Hospital</b> Albany <sup>3</sup>	56	○	●	●	●
<b>Mount St. Mary's Hospital and Health Center</b> Lewiston	56	●	●	●	●
<b>Putnam Hospital Center</b> Carmel	55	●	●	●	●
<b>Albany Memorial Hospital</b> Albany	53	○	●	●	●
<b>Community Memorial Hospital</b> Hamilton	53	●	●	●	○
<b>Peninsula Hospital Center</b> Far Rockaway <sup>4</sup>	52	●	●	●	●
<b>Good Samaritan Hospital</b> Suffern <sup>1</sup>	52	●	●	●	●
<b>St. Luke's Cornwall Hospital</b> Newburgh <sup>1</sup>	52	○	●	●	●
<b>Samaritan Hospital</b> Troy	52	●	●	●	●
<b>Sisters of Charity Hospital of Buffalo</b> Buffalo	52	●	●	●	●

<sup>1</sup> Complications are better than average. <sup>2</sup> Complications are worse than average. <sup>3</sup> Mortality is better than average. <sup>4</sup> Mortality is worse than average.

Better ← → Worse  


Hospital	Safety score	Categories			
		Infections	Readmissions	Communication	Scanning
	0				
	100				

**NEW YORK** continued

<b>St. Joseph Hospital</b> Bethpage	51	○	●	●	●
<b>Nyack Hospital</b> Nyack	51	●	●	●	●
<b>Bassett Medical Center</b> Cooperstown	51	○	●	●	●
<b>Canton-Potsdam Hospital</b> Potsdam	51	●	●	●	●
<b>Arnot Ogden Medical Center</b> Elmira	51	○	●	●	●
<b>Rome Memorial Hospital</b> Rome <sup>4</sup>	51	●	●	●	○
<b>Richmond University Medical Center</b> Staten Island	50	●	●	●	●
<b>Northern Dutchess Hospital</b> Rhinebeck	50	●	●	●	○
<b>Thompson Health</b> Canandaigua <sup>4</sup>	50	●	●	○	○
<b>Our Lady of Lourdes Memorial Hospital</b> Binghamton <sup>1</sup>	50	●	●	●	●
<b>Huntington Hospital</b> Huntington	50	○	●	●	●
<b>St. Charles Hospital</b> Port Jefferson	50	●	●	●	●
<b>Saint Francis Hospital and Health Centers</b> Poughkeepsie	50	●	●	●	●
<b>United Health Services Hospitals-Binghamton</b> Binghamton <sup>4</sup>	50	●	●	●	●
<b>Winthrop-University Hospital</b> Mineola	50	○	●	●	●
<b>St. Mary's Healthcare</b> Amsterdam <sup>3</sup>	49	●	●	○	○
<b>Glens Falls Hospital</b> Glens Falls	49	○	●	●	●
<b>Albany Medical Center</b> Albany	49	○	●	●	●
<b>Mercy Hospital</b> Buffalo	49	●	○	●	●
<b>Southside Hospital</b> Bay Shore <sup>4</sup>	49	●	●	●	●
<b>Geneva General Hospital</b> Geneva <sup>4</sup>	49	●	●	●	○
<b>Good Samaritan Hospital Medical Center</b> West Islip <sup>1 4</sup>	48	○	●	●	●
<b>Hudson Valley Hospital Center</b> Cortlandt Manor	47	●	●	●	●
<b>John T. Mather Memorial Hospital</b> Port Jefferson	46	●	●	●	●
<b>Stony Brook University Medical Center</b> Stony Brook	46	●	●	●	●
<b>St. Joseph's Hospital Health Center</b> Syracuse <sup>2</sup>	46	○	●	●	●
<b>Crouse Hospital</b> Syracuse <sup>4</sup>	46	○	●	●	●
<b>Woman's Christian Association Hospital</b> Jamestown <sup>4</sup>	45	○	○	●	●
<b>St. Mary's Hospital</b> Troy	45	●	●	●	●
<b>Northern Westchester Hospital</b> Mount Kisco	45	○	●	●	●
<b>Samaritan Medical Center</b> Watertown	45	○	○	●	○
<b>Glen Cove Hospital</b> Glen Cove <sup>4</sup>	45	●	●	●	○
<b>Erie County Medical Center</b> Buffalo	45	●	●	●	○
<b>Mercy Medical Center</b> Rockville Centre	44	●	●	●	●
<b>Staten Island University Hospital</b> Staten Island	44	●	●	●	●
<b>Kingston Hospital</b> Kingston <sup>4</sup>	44	●	●	●	●
<b>Vassar Brothers Medical Center</b> Poughkeepsie <sup>4</sup>	44	●	●	●	●
<b>White Plains Hospital Center</b> White Plains <sup>4</sup>	43	○	●	●	●
<b>Long Island Jewish Medical Center</b> New Hyde Park <sup>4</sup>	43	○	●	●	●
<b>Phelps Memorial Hospital Center</b> Sleepy Hollow	43	●	○	●	●
<b>Maimonides Medical Center</b> Brooklyn	43	○	●	●	●
<b>Franklin Hospital</b> Valley Stream	43	○	●	●	●

Hospital	Safety score	Categories			
		Infections	Readmissions	Communication	Scanning
	0				
	100				

**NEW YORK** continued

<b>Jamaica Hospital Medical Center</b> Jamaica	42	●	●	●	●
<b>St. Barnabas Hospital</b> Bronx	42	○	●	●	●
<b>North Shore University Hospital at Plainview</b> Plainview <sup>4</sup>	42	○	●	●	●
<b>Kenmore Mercy Hospital</b> Kenmore	42	○	●	●	●
<b>Lutheran Medical Center</b> Brooklyn <sup>4</sup>	42	●	●	●	●
<b>SUNY Downstate Medical Center University Hospital of Brooklyn</b> Brooklyn	42	●	●	●	●
<b>Sound Shore Medical Center of Westchester</b> New Rochelle	42	●	●	●	●
<b>New York Hospital Queens</b> Flushing <sup>4</sup>	41	●	●	●	●
<b>South Nassau Communities Hospital</b> Oceanside	41	●	●	●	●
<b>Brooks Memorial Hospital</b> Dunkirk	41	●	●	●	●
<b>New York Westchester Square Medical Center</b> Bronx <sup>4</sup>	40	●	●	●	●
<b>Bellevue Hospital Center</b> New York	40	●	●	●	●
<b>Brooklyn Hospital Center</b> Brooklyn	40	●	●	●	●
<b>Southampton Hospital</b> Southampton	40	●	●	●	●
<b>Unity Hospital</b> Rochester	40	●	●	●	●
<b>Champlain Valley Physicians Hospital Medical Center</b> Plattsburgh <sup>4</sup>	39	○	●	●	●
<b>Faxton-St. Luke's Healthcare</b> Utica <sup>4</sup>	39	○	●	●	●
<b>Upstate Medical University</b> Syracuse <sup>2 4</sup>	39	○	●	●	●
<b>St. Luke's-Roosevelt Hospital Center</b> New York	39	○	●	●	●
<b>Lincoln Medical and Mental Health Center</b> Bronx	39	●	●	●	●
<b>Clifton Springs Hospital and Clinic</b> Clifton Springs <sup>4</sup>	39	●	○	○	○
<b>Queens Hospital Center</b> Jamaica	38	●	●	●	●
<b>North Shore University Hospital</b> Manhasset <sup>4</sup>	37	○	●	●	●
<b>New York Downtown Hospital</b> New York <sup>4</sup>	37	●	●	●	●
<b>St. James Mercy Health System</b> Hornell	36	●	●	●	●
<b>Columbia Memorial Hospital</b> Hudson	36	○	●	●	○
<b>Lenox Hill Hospital</b> New York <sup>2</sup>	36	○	●	●	●
<b>Montefiore Medical Center</b> Bronx <sup>4</sup>	36	○	●	●	●
<b>St. Elizabeth Medical Center</b> Utica <sup>4</sup>	36	○	●	●	○
<b>New York Methodist Hospital</b> Brooklyn <sup>4</sup>	36	○	●	●	●
<b>St. John's Riverside Hospital</b> Yonkers	36	●	●	●	●
<b>Orange Regional Medical Center</b> Middletown	36	○	●	●	●
<b>Flushing Hospital Medical Center</b> Flushing <sup>4</sup>	36	○	●	●	●
<b>Lawrence Hospital Center</b> Bronxville	36	●	●	●	●
<b>St. John's Episcopal Hospital-South Shore</b> Far Rockaway <sup>4</sup>	35	●	●	●	●
<b>Highland Hospital of Rochester</b> Rochester <sup>2</sup>	34	○	○	●	●
<b>New York Community Hospital</b> Brooklyn <sup>4</sup>	34	●	●	●	●
<b>Strong Memorial Hospital of the University of Rochester</b> Rochester <sup>2 4</sup>	34	○	●	●	●
<b>Kingsbrook Jewish Medical Center</b> Brooklyn	34	●	●	●	●
<b>Nicholas H. Noyes Memorial Hospital</b> Dansville	34	●	●	○	●



Better ← → Worse  
 ● ● ○ ● ●

Hospital	Safety score	Categories			
		Infections	Readmissions	Communication	Scanning
	0				
	100				

**NEW YORK** continued

<b>Beth Israel Medical Center</b> New York <sup>4</sup>	32	○	●	●	●
<b>New York-Presbyterian Hospital</b> New York <sup>2</sup>	32	○	●	●	○
<b>Brookhaven Memorial Hospital Medical Center</b> Patchogue <sup>4</sup>	32	○	●	●	●
<b>Nassau University Medical Center</b> East Meadow <sup>4</sup>	32	○	●	●	●
<b>Forest Hills Hospital</b> Forest Hills <sup>4</sup>	32	○	●	●	●
<b>St. Catherine of Siena Medical Center</b> Smithtown <sup>4</sup>	31	○	●	●	○
<b>Wyckoff Heights Medical Center</b> Brooklyn <sup>4</sup>	31	○	●	●	●
<b>Brookdale Hospital Medical Center</b> Brooklyn <sup>4</sup>	31	○	●	●	●
<b>Woodhull Medical and Mental Health Center</b> Brooklyn	30	○	●	●	○
<b>Coney Island Hospital</b> Brooklyn	30	○	●	●	○
<b>Mount Sinai Hospital</b> New York <sup>2</sup> <sup>4</sup>	30	○	●	●	●
<b>Kaleida Health</b> Buffalo <sup>4</sup>	30	○	●	●	○
<b>United Memorial Medical Center</b> Batavia <sup>4</sup>	28	○	●	●	○
<b>Olean General Hospital</b> Olean	27	○	●	●	●
<b>Jacobi Medical Center</b> Bronx	27	○	●	●	○
<b>Bronx-Lebanon Hospital Center Health Care System</b> Bronx	26	○	●	●	●
<b>St. Joseph's Medical Center</b> Yonkers <sup>4</sup>	26	○	●	●	●
<b>Westchester Medical Center</b> Valhalla <sup>4</sup>	25	○	●	●	○
<b>Kings County Hospital Center</b> Brooklyn	22	○	●	●	○
<b>Harlem Hospital Center</b> New York	20	○	●	●	●

**PENNSYLVANIA**

<b>Lancaster General Health</b> Lancaster <sup>3</sup>	68	●	●	○	○
<b>UPMC Hamot</b> Erie	64	●	○	○	●
<b>Lehigh Valley Hospital</b> Allentown <sup>2</sup> <sup>3</sup>	61	●	○	○	●
<b>Moses Taylor Hospital</b> Scranton	58	●	○	○	○
<b>Lehigh Valley Hospital-Muhlenberg</b> Bethlehem <sup>2</sup> <sup>3</sup>	58	●	○	○	○
<b>Reading Hospital and Medical Center</b> West Reading <sup>2</sup> <sup>3</sup>	53	○	○	○	○
<b>Community Medical Center Healthcare System</b> Scranton <sup>1</sup>	49	○	○	○	○
<b>Allegheny General Hospital</b> Pittsburgh <sup>3</sup>	46	○	○	○	○
<b>Hahnemann University Hospital</b> Philadelphia <sup>2</sup>	44	○	○	○	○
<b>Pinnacle Health System</b> Harrisburg <sup>2</sup> <sup>4</sup>	37	○	○	○	○

**RHODE ISLAND**

<b>Miriam Hospital</b> Providence	56	○	○	○	○
<b>Memorial Hospital of Rhode Island</b> Pawtucket	54	○	○	○	○
<b>St. Joseph Health Services of Rhode Island</b> North Providence <sup>4</sup>	51	○	○	○	○
<b>Roger Williams Medical Center</b> Providence	46	○	○	○	○
<b>Kent County Memorial Hospital</b> Warwick	46	○	○	○	○
<b>Rhode Island Hospital</b> Providence <sup>2</sup>	36	○	○	○	○

Hospital	Safety score	Categories			
		Infections	Readmissions	Communication	Scanning
	0				
	100				

**VERMONT**

<b>Central Vermont Medical Center</b> Berlin	71	○	○	○	○
<b>Brattleboro Memorial Hospital</b> Brattleboro	63	○	○	○	○
<b>Northwestern Medical Center</b> St. Albans	58	○	○	○	○
<b>Rutland Regional Medical Center</b> Rutland	50	○	○	○	○
<b>Southwestern Vermont Medical Center</b> Bennington	49	○	○	○	○
<b>Fletcher Allen Health Care</b> Burlington <sup>2</sup> <sup>4</sup>	46	○	○	○	○

**VIRGINIA**

<b>Bon Secours Memorial Regional Medical Center</b> Mechanicsville <sup>3</sup>	67	○	○	○	○
<b>Rockingham Memorial Hospital</b> Harrisonburg <sup>3</sup>	63	○	○	○	○
<b>Winchester Medical Center</b> Winchester	60	○	○	○	○
<b>Virginia Hospital Center-Arlington</b> Arlington <sup>3</sup>	60	○	○	○	○
<b>Riverside Walter Reed Hospital</b> Gloucester	57	○	○	○	○
<b>Inova Loudoun Hospital</b> Leesburg	57	○	○	○	○
<b>Bon Secours-DePaul Medical Center</b> Norfolk	57	○	○	○	○
<b>Reston Hospital Center</b> Reston	55	○	○	○	○
<b>Inova Alexandria Hospital</b> Alexandria	55	○	○	○	○
<b>Riverside Regional Medical Center</b> Newport News	53	○	○	○	○
<b>Lewis-Gale Medical Center</b> Salem	53	○	○	○	○
<b>Prince William Hospital</b> Manassas	53	○	○	○	○
<b>Inova Fair Oaks Hospital</b> Fairfax	53	○	○	○	○
<b>Sentara Virginia Beach General Hospital</b> Virginia Beach <sup>4</sup>	53	○	○	○	○
<b>Augusta Health</b> Fishersville	53	○	○	○	○
<b>Sentara CarePlex Hospital</b> Hampton <sup>4</sup>	52	○	○	○	○
<b>Sentara Norfolk General Hospital</b> Norfolk <sup>4</sup>	52	○	○	○	○
<b>Sentara Leigh Hospital</b> Norfolk <sup>4</sup>	51	○	○	○	○
<b>Inova Fairfax Hospital</b> Falls Church <sup>2</sup> <sup>3</sup>	51	○	○	○	○
<b>Sentara Obici Hospital</b> Suffolk <sup>4</sup>	51	○	○	○	○
<b>Bon Secours St. Mary's Hospital</b> Richmond <sup>3</sup>	51	○	○	○	○
<b>Bon Secours St. Francis Medical Center</b> Midlothian <sup>2</sup>	49	○	○	○	○
<b>CJW Medical Center</b> Richmond	48	○	○	○	○
<b>Carilion Medical Center</b> Roanoke <sup>4</sup>	48	○	○	○	○
<b>Fauquier Hospital</b> Warrenton	47	○	○	○	○
<b>Bon Secours Maryview Medical Center</b> Portsmouth	46	○	○	○	○
<b>Sentara Potomac Hospital</b> Woodbridge	45	○	○	○	○
<b>Martha Jefferson Hospital</b> Charlottesville	45	○	○	○	○
<b>Inova Mount Vernon Hospital</b> Alexandria	45	○	○	○	○
<b>Henrico Doctors' Hospital</b> Richmond	44	○	○	○	○
<b>Centra Lynchburg General Hospital</b> Lynchburg <sup>4</sup>	44	○	○	○	○
<b>Mary Washington Hospital</b> Fredericksburg <sup>2</sup>	43	○	○	○	○
<b>VCU Health System</b> Richmond <sup>2</sup>	41	○	○	○	○
<b>Chesapeake Regional Medical Center</b> Chesapeake	41	○	○	○	○
<b>Memorial Hospital</b> Martinsville <sup>4</sup>	40	○	○	○	○
<b>Southside Regional Medical Center</b> Petersburg	40	○	○	○	○
<b>University of Virginia Medical Center</b> Charlottesville <sup>4</sup>	39	○	○	○	○
<b>Danville Regional Medical Center</b> Danville	39	○	○	○	○
<b>Clinch Valley Medical Center</b> Richlands	25	○	○	○	○

<sup>1</sup> Complications are better than average. <sup>2</sup> Complications are worse than average. <sup>3</sup> Mortality is better than average. <sup>4</sup> Mortality is worse than average.

# Ratings Hospital safety

In rank order, within states.

Better ← → Worse  
● ○ ○ ●

Hospital	Safety score	Categories
	0 100	Infections Readmissions Communication Scanning

## ILLINOIS

<b>Alton Memorial Hospital</b> Alton <sup>3</sup>	71	● ○ ○ ●
<b>Illinois Valley Community Hospital</b> Peru	65	● ● ○ ●
<b>FHN Memorial Hospital</b> Freeport	64	● ○ ● ●
<b>Advocate Good Shepherd Hospital</b> Barrington <sup>3</sup>	64	● ● ● ●
<b>Decatur Memorial Hospital</b> Decatur <sup>1</sup>	63	○ ● ○ ●
<b>Kishwaukee Community Hospital</b> DeKalb	62	● ● ● ●
<b>Memorial Hospital</b> Belleville <sup>3</sup>	62	● ● ● ●
<b>Pekin Hospital</b> Pekin	60	● ● ● ●
<b>Swedish Covenant Hospital</b> Chicago <sup>1 3</sup>	60	● ● ● ●
<b>Morris Hospital &amp; Healthcare Centers</b> Morris	60	● ● ● ●
<b>Blessing Hospital</b> Quincy	59	● ● ● ●
<b>Herrin Hospital</b> Herrin	59	● ● ● ●
<b>Adventist La Grange Memorial Hospital</b> La Grange <sup>3</sup>	58	● ● ● ●
<b>St. Mary's Hospital</b> Decatur	58	● ● ● ●
<b>Trinity Rock Island</b> Rock Island	57	● ● ● ●
<b>Sarah Bush Lincoln Health Center</b> Mattoon	57	○ ○ ○ ●
<b>Riverside Medical Center</b> Kankakee <sup>1</sup>	57	● ● ● ●
<b>Rush-Copley Medical Center</b> Aurora	57	● ● ● ●
<b>Passavant Area Hospital</b> Jacksonville <sup>4</sup>	56	● ● ● ●
<b>Ingalls Memorial Hospital</b> Harvey <sup>1 3</sup>	56	● ● ● ●
<b>Heartland Regional Medical Center</b> Marion	55	● ● ● ●
<b>Holy Cross Hospital</b> Chicago <sup>1</sup>	55	● ● ● ●
<b>Palos Community Hospital</b> Palos Heights <sup>3</sup>	55	● ● ● ●
<b>Saint Joseph Hospital</b> Chicago	55	● ● ● ●
<b>Memorial Hospital of Carbondale</b> Carbondale	55	● ● ● ●
<b>Advocate Lutheran General Hospital</b> Park Ridge	54	● ● ● ●
<b>Elmhurst Memorial Hospital</b> Elmhurst	54	● ● ● ●
<b>Advocate Christ Medical Center</b> Oak Lawn <sup>3</sup>	54	● ● ● ●
<b>Central DuPage Hospital</b> Aurora	54	● ● ● ●
<b>Advocate South Suburban Hospital</b> Hazel Crest <sup>3</sup>	54	○ ● ● ●
<b>MetroSouth Medical Center</b> Blue Island <sup>3</sup>	54	● ● ● ●
<b>West Suburban Medical Center</b> Oak Park <sup>1</sup>	54	● ● ● ●
<b>Carle Foundation Hospital</b> Urbana <sup>2</sup>	53	● ● ● ●
<b>Adventist Hinsdale Hospital</b> Hinsdale <sup>3</sup>	53	● ● ● ●
<b>Saint Anthony's Health Center</b> Alton	53	● ● ● ●
<b>Silver Cross Hospital</b> Joliet <sup>1 3</sup>	53	○ ● ● ●
<b>Advocate Good Samaritan Hospital</b> Downers Grove <sup>3</sup>	53	○ ● ● ●
<b>Northwest Community Hospital</b> Arlington Heights <sup>3</sup>	53	● ● ● ●
<b>Methodist Medical Center of Illinois</b> Peoria	53	● ● ● ●
<b>Centegra Hospital-McHenry</b> McHenry <sup>3</sup>	52	● ● ● ●

Hospital	Safety score	Categories
	0 100	Infections Readmissions Communication Scanning

## ILLINOIS continued

<b>Resurrection Medical Center</b> Chicago <sup>3</sup>	51	● ● ● ●
<b>OSF Saint Anthony Medical Center</b> Rockford	51	○ ● ● ●
<b>Provena Covenant Medical Center</b> Urbana <sup>2</sup>	50	● ● ● ●
<b>Anderson Hospital</b> Maryville	50	● ● ● ●
<b>Advocate Trinity Hospital</b> Chicago <sup>3</sup>	49	● ● ● ●
<b>Provena Mercy Medical Center</b> Aurora	49	● ● ● ●
<b>SwedishAmerican Hospital</b> Rockford	48	○ ● ● ●
<b>Alexian Brothers Medical Center</b> Elk Grove Village <sup>3</sup>	48	● ● ● ●
<b>Louis A. Weiss Memorial Hospital</b> Chicago <sup>3</sup>	48	○ ● ● ●
<b>St. Alexius Medical Center</b> Hoffman Estates <sup>3</sup>	47	● ● ● ●
<b>Gateway Regional Medical Center</b> Granite City	47	● ● ● ●
<b>Advocate Illinois Masonic Medical Center</b> Chicago	46	○ ● ● ●
<b>NorthShore Evanston Hospital</b> Evanston <sup>2 3</sup>	45	● ● ● ●
<b>Rockford Memorial Hospital</b> Rockford	45	○ ● ● ●
<b>Provena St. Mary's Hospital</b> Kankakee	45	● ● ● ●
<b>Provena Saint Joseph Hospital</b> Elgin <sup>3</sup>	45	● ● ● ●
<b>Little Company of Mary Hospital and Health Care Centers</b> Evergreen Park	44	○ ● ● ●
<b>Edward Hospital</b> Naperville <sup>3</sup>	44	● ● ● ●
<b>Mercy Hospital and Medical Center</b> Chicago <sup>3</sup>	44	○ ● ● ●
<b>Provena Saint Joseph Medical Center</b> Joliet <sup>3</sup>	44	● ● ● ●
<b>Centegra Hospital-Woodstock</b> Woodstock <sup>3</sup>	44	○ ● ● ●
<b>Delnor Hospital</b> Geneva	43	● ● ● ●
<b>University of Illinois Medical Center at Chicago</b> Chicago <sup>2</sup>	43	● ● ● ●
<b>Proctor Hospital</b> Peoria <sup>4</sup>	43	● ● ● ●
<b>Memorial Medical Center</b> Springfield <sup>2 4</sup>	43	● ● ● ●
<b>St. Anthony's Memorial Hospital</b> Effingham <sup>4</sup>	43	● ● ● ●
<b>St. Margaret's Hospital</b> Spring Valley <sup>4</sup>	43	○ ● ● ●
<b>Rush University Medical Center</b> Chicago <sup>2</sup>	43	○ ● ● ●
<b>OSF Saint Francis Medical Center</b> Peoria <sup>4</sup>	43	● ● ● ●
<b>OSF St. Mary Medical Center</b> Galesburg <sup>4</sup>	43	○ ● ● ●
<b>Northwestern Lake Forest Hospital</b> Lake Forest	42	● ● ● ●
<b>Saints Mary &amp; Elizabeth Medical Center</b> Chicago	42	○ ● ● ●
<b>Advocate Condell Medical Center</b> Libertyville <sup>3</sup>	42	● ● ● ●
<b>Northwestern Memorial Hospital</b> Chicago <sup>2</sup>	41	● ● ● ●
<b>MacNeal Hospital</b> Berwyn	41	○ ● ● ●
<b>Franciscan St. James Hospital and Health Centers</b> Olympia Fields <sup>3</sup>	40	○ ● ● ●
<b>Loyola University Medical Center</b> Maywood <sup>2</sup>	40	○ ● ● ●
<b>Adventist GlenOaks Hospital</b> Glendale Heights	40	○ ● ● ●
<b>Westlake Hospital</b> Melrose Park	39	○ ● ● ●

<sup>1</sup> Complications are better than average. <sup>2</sup> Complications are worse than average. <sup>3</sup> Mortality is better than average. <sup>4</sup> Mortality is worse than average.

Hospital	Safety score	Categories			
		Infections	Readmissions	Communication	Scanning
	0				
	100				

**ILLINOIS** continued

<b>St. John's Hospital</b> Springfield	39	○	○	●	●
<b>Sherman Hospital</b> Elgin	39	●	●	●	●
<b>Advocate BroMenn Medical Center</b> Normal <sup>4</sup>	38	●	○	●	●
<b>Mount Sinai Hospital</b> Chicago	37	○	●	●	●
<b>Rush Oak Park Hospital</b> Oak Park	35	●	●	●	○
<b>Norwegian American Hospital</b> Chicago	35	●	●	●	●
<b>Saint Francis Hospital</b> Evanston	35	●	●	●	●
<b>St. Elizabeth's Hospital</b> Belleville <sup>3</sup>	34	○	●	●	●
<b>John H. Stroger Jr. Hospital of Cook County</b> Chicago	33	○	●	●	○
<b>NorthShore Skokie Hospital</b> Skokie	33	○	●	●	●
<b>OSF St. Joseph Medical Center</b> Bloomington <sup>4</sup>	32	●	●	●	●
<b>Gottlieb Memorial Hospital</b> Melrose Park	32	○	●	●	●
<b>St. Mary's Hospital</b> Centralia	32	○	●	○	●
<b>Thorek Memorial Hospital</b> Chicago	30	●	●	●	●
<b>Vista Medical Center East</b> Waukegan	29	○	●	●	●
<b>Roseland Community Hospital</b> Chicago	28	●	●	●	●
<b>St. Bernard Hospital and Health Care Center</b> Chicago	28	○	●	●	○
<b>Our Lady of the Resurrection Medical Center</b> Chicago <sup>1</sup>	23	●	●	●	●
<b>Sacred Heart Hospital</b> Chicago	16	●	●	●	●

**INDIANA**

<b>St. Vincent Indianapolis Hospital</b> Indianapolis <sup>1</sup> <sup>3</sup>	60	●	○	●	●
<b>Union Hospital</b> Terre Haute <sup>1</sup>	56	●	●	●	●
<b>St. Mary's Medical Center of Evansville</b> Evansville	56	○	●	●	●
<b>Deaconess Hospital</b> Evansville	53	●	●	●	●
<b>Saint John's Health System</b> Anderson	48	●	●	●	●
<b>Terre Haute Regional Hospital</b> Terre Haute	44	●	●	●	●
<b>Indiana University Health La Porte Hospital</b> La Porte <sup>4</sup>	42	●	○	●	●

**KANSAS**

<b>Menorah Medical Center</b> Overland Park	61	●	●	●	●
<b>Wesley Medical Center</b> Wichita	53	●	●	●	●
<b>Overland Park Regional Medical Center</b> Overland Park	52	●	●	●	●
<b>Shawnee Mission Medical Center</b> Shawnee Mission	43	●	●	●	○
<b>Via Christi Hospitals</b> Wichita Wichita	42	●	○	●	●

**MICHIGAN**

<b>Northern Michigan Regional Hospital</b> Petoskey	69	●	○	○	●
<b>MidMichigan Medical Center-Midland</b> Midland	64	●	○	●	●
<b>Munson Medical Center</b> Traverse City	64	●	○	○	●
<b>Bronson Methodist Hospital</b> Kalamazoo	64	●	○	●	●
<b>Mercy Health Partners, Mercy Campus</b> Muskegon	63	●	○	●	●
<b>Allegiance Health</b> Jackson	63	●	○	●	●
<b>Lapeer Regional Medical Center</b> Lapeer <sup>3</sup>	62	●	●	●	●
<b>Battle Creek Health System</b> Battle Creek	62	●	●	●	●

Hospital	Safety score	Categories			
		Infections	Readmissions	Communication	Scanning
	0				
	100				

**MICHIGAN** continued

<b>Huron Valley-Sinai Hospital</b> Commerce Township <sup>3</sup>	61	●	●	●	●
<b>St. Joseph Mercy Hospital</b> Ypsilanti <sup>3</sup>	60	●	●	●	●
<b>Beaumont Hospital Grosse Pointe</b> Grosse Pointe <sup>3</sup>	58	●	●	●	●
<b>Port Huron Hospital</b> Port Huron <sup>1</sup>	57	●	●	●	●
<b>St. John Macomb-Oakland Hospital</b> Warren <sup>3</sup>	57	●	●	●	●
<b>Sparrow Hospital</b> Lansing	55	○	●	●	●
<b>Providence Hospital</b> Southfield <sup>3</sup>	55	●	●	●	●
<b>Spectrum Health Butterworth Hospital</b> Grand Rapids	55	○	○	●	●
<b>Metro Health Hospital</b> Wyoming	54	●	●	○	●
<b>Harper University Hospital/Hutzel Women's Hospital</b> Detroit <sup>3</sup>	54	●	●	●	●
<b>St. Joseph Mercy Oakland</b> Pontiac <sup>3</sup>	52	●	○	●	●
<b>Beaumont Hospital-Royal Oak</b> Royal Oak <sup>2</sup> <sup>3</sup>	52	●	●	●	●
<b>University of Michigan Hospitals and Health Centers</b> Ann Arbor	50	○	●	○	●
<b>St. John Providence Macomb-Oakland Hospital, Oakland Center</b> Madison Heights <sup>3</sup>	49	○	●	●	●
<b>Beaumont Hospital-Troy</b> Troy <sup>3</sup>	49	○	●	●	●
<b>Botsford Hospital</b> Farmington Hills <sup>3</sup>	48	○	●	●	●
<b>St. John Hospital and Medical Center</b> Detroit <sup>3</sup>	46	●	●	●	○
<b>Dickinson County Healthcare System</b> Iron Mountain	44	●	○	●	●
<b>Mercy Memorial Hospital System</b> Monroe	42	●	●	●	●
<b>Garden City Hospital</b> Garden City	41	○	●	●	●
<b>Covenant Medical Center</b> Saginaw <sup>4</sup>	38	●	●	●	●
<b>St. Mary Mercy Hospital</b> Livonia <sup>1</sup> <sup>3</sup>	37	○	●	●	●
<b>Detroit Receiving Hospital/University Health Center</b> Detroit	35	●	●	●	●
<b>Sinai-Grace Hospital</b> Detroit <sup>3</sup>	35	●	●	●	●

**MINNESOTA**

<b>Woodwinds Health Campus</b> Woodbury	65	●	○	●	●
<b>Mayo Clinic-Saint Marys Hospital</b> Rochester <sup>1</sup>	65	○	●	○	●
<b>Essentia Health St. Joseph's Medical Center</b> Brainerd	64	●	●	○	●
<b>Essentia Health Duluth</b> Duluth	64	●	○	●	●
<b>Ridgeview Medical Center</b> Waconia	63	●	●	●	●
<b>Mayo Clinic-Methodist Hospital</b> Rochester <sup>1</sup>	63	●	●	●	●
<b>St. Joseph's Hospital</b> Saint Paul	63	●	○	●	●
<b>Lake Region Healthcare Corporation</b> Fergus Falls	62	●	●	○	●
<b>Mayo Clinic Health System in Mankato</b> Mankato	61	●	○	●	●
<b>Douglas County Hospital</b> Alexandria	61	●	●	○	●
<b>St. Cloud Hospital</b> Saint Cloud	58	○	●	○	●
<b>Fairview Southdale Hospital</b> Edina	58	●	●	●	●
<b>Mayo Clinic Health System in Albert Lea</b> Albert Lea	57	○	○	●	●
<b>Mercy Hospital</b> Coon Rapids	55	○	●	●	●
<b>Essentia Health St. Mary's Medical Center</b> Duluth	55	●	○	●	●
<b>Abbott Northwestern Hospital</b> Minneapolis <sup>3</sup>	55	●	●	●	●

<sup>1</sup> Complications are better than average. <sup>2</sup> Complications are worse than average. <sup>3</sup> Mortality is better than average. <sup>4</sup> Mortality is worse than average.

Better ← → Worse

Hospital	Safety score	Categories			
		Infections	Readmissions	Communication	Scanning

**MINNESOTA** continued

Rice Memorial Hospital Willmar	54	○	●	○	●
St. Luke's Hospital Duluth <sup>3</sup>	54	○	●	●	●
Cambridge Medical Center Cambridge	54	●	●	○	●
Methodist Hospital St. Louis Park <sup>3</sup>	53	●	○	●	●
Unity Hospital Fridley	53	●	●	●	●
Lakeview Hospital Stillwater	53	●	○	○	●
Fairview Red Wing Medical Center Red Wing	51	●	○	○	●
North Memorial Health Care Robbinsdale	51	○	●	●	●
Buffalo Hospital Buffalo	50	●	●	○	●
Sanford Bemidji Medical Center Bemidji	50	●	●	●	●
St. John's Hospital St. Paul	50	●	●	●	●
Regions Hospital St. Paul	49	○	●	●	●
St. Francis Regional Medical Center Shakopee	49	●	●	●	●
Grand Itasca Clinic and Hospital Grand Rapids	47	●	●	●	●
Fairview Ridges Hospital Burnsville	47	○	●	●	●
University of Minnesota Medical Center, Fairview Minneapolis <sup>2</sup>	42	●	●	●	●
Owatonna Hospital Owatonna	42	○	○	●	●
United Hospital St. Paul	40	●	●	●	●
Essentia Health St. Mary's Hospital-Detroit Lakes Detroit Lakes	37	●	○	●	○
Olmsted Medical Center Rochester	31	●	●	○	●

**MISSOURI**

St. John's Hospital Springfield	70	●	●	●	●
Boone Hospital Center Columbia	65	●	○	○	●
Barnes-Jewish St. Peters Hospital St. Peters <sup>3</sup>	62	●	●	●	●
Missouri Baptist Medical Center St. Louis <sup>3</sup>	60	●	●	●	●
Barnes-Jewish West County Hospital St. Louis	60	●	○	●	●
Skaggs Regional Medical Center Branson	59	●	○	●	●
St. John's Mercy Hospital Washington	57	○	○	●	●
Saint Luke's East-Lee's Summit Lee's Summit	57	○	●	○	●
St. Luke's Hospital Chesterfield <sup>2</sup> <sup>3</sup>	56	●	●	●	●
Lester E. Cox Medical Centers Springfield	56	○	○	●	●
Christian Hospital St. Louis <sup>3</sup>	52	●	●	●	○
Saint Luke's Hospital of Kansas City Kansas City <sup>2</sup>	52	○	●	●	●
Heartland Regional Medical Center St. Joseph	51	●	●	●	●
Liberty Hospital Liberty	51	●	●	●	●
Centerpoint Medical Center Independence	51	○	●	●	●
Audrain Medical Center Mexico	51	○	○	○	●
St. Mary's Medical Center Blue Springs	50	○	●	●	●
North Kansas City Hospital North Kansas City <sup>2</sup> <sup>3</sup>	50	○	●	●	●
Hannibal Regional Hospital Hannibal	49	●	●	○	●
St. John's Mercy Medical Center St. Louis	49	○	●	●	●
St. Anthony's Medical Center St. Louis <sup>3</sup>	47	○	●	●	○

Hospital	Safety score	Categories			
		Infections	Readmissions	Communication	Scanning

**MISSOURI** continued

Saint Luke's Northland Hospital-Barry Road Kansas City	46	●	●	●	●
St. Joseph Medical Center Kansas City	45	●	●	●	●
Capital Region Medical Center Jefferson City	45	○	●	●	●
Missouri Delta Medical Center Sikeston	45	○	●	●	○
University of Missouri Hospitals and Clinics Columbia	43	○	●	●	○
Southeast Hospital Cape Girardeau	43	○	●	●	●
St. Alexius Hospital-Broadway Campus St. Louis	43	●	●	●	●
Research Medical Center Kansas City	42	○	●	●	●
Saint Francis Medical Center Cape Girardeau <sup>4</sup>	42	○	○	●	○
Barnes-Jewish Hospital St. Louis <sup>2</sup>	41	○	●	●	●
Des Peres Hospital St. Louis	40	○	●	●	○
Bothwell Regional Health Center Sedalia <sup>4</sup>	39	○	●	●	○
Freeman Health System Joplin	37	●	●	●	●
Truman Medical Center-Hospital Hill Kansas City	36	●	●	●	●
Ozarks Medical Center West Plains	36	●	○	●	○
Jefferson Regional Medical Center Crystal City	34	●	●	●	○
Phelps County Regional Medical Center Rolla <sup>4</sup>	33	●	○	●	○
Poplar Bluff Regional Medical Center Poplar Bluff <sup>4</sup>	29	○	●	●	●
Saint Louis University Hospital St. Louis <sup>2</sup>	28	●	●	●	●
Lake Regional Health System Osage Beach <sup>4</sup>	22	●	●	●	●

**NEBRASKA**

Nebraska Medical Center Omaha	53	○	●	●	○
Creighton University Medical Center Omaha <sup>2</sup>	48	●	●	○	○

**OHIO**

Memorial Hospital of Union County Marysville	68	●	○	○	●
Christ Hospital Cincinnati <sup>3</sup>	68	●	●	●	●
Kettering Medical Center Kettering <sup>3</sup>	67	●	○	●	●
Mercy Hospital Fairfield Fairfield <sup>3</sup>	66	●	●	●	●
Licking Memorial Hospital Newark <sup>3</sup>	65	●	●	●	●
Flower Hospital Sylvania <sup>3</sup>	65	●	○	●	●
Mercy Hospital Anderson Cincinnati <sup>3</sup>	65	●	●	●	●
The Toledo Hospital Toledo <sup>3</sup>	64	●	○	●	●
Madison County Hospital London	64	●	●	●	●
Good Samaritan Hospital Cincinnati <sup>3</sup>	64	●	●	○	●
Summa Wadsworth-Rittman Hospital Wadsworth	64	●	●	●	●
Blanchard Valley Health System Findlay	63	●	○	●	●
St. John Medical Center Westlake <sup>3</sup>	62	●	○	●	●
Good Samaritan Hospital Dayton <sup>3</sup>	62	●	●	●	●
Union Hospital Dover <sup>3</sup>	62	●	●	●	●
Sycamore Medical Center Miamisburg	62	●	●	●	●
Brown County General Hospital Georgetown	61	●	○	●	●
Grant Medical Center Columbus	61	●	●	●	●

Better ← → Worse  
 ● ● ○ ● ●

Hospital	Safety score	Categories			
		Infections	Readmissions	Communication	Scanning

Hospital	Safety score	Categories			
		Infections	Readmissions	Communication	Scanning

OHIO continued

Mount Carmel St. Ann's Westerville	61	●	●	●	●
Pomerene Hospital Millersburg	61	●	●	●	●
St. Rita's Medical Center Lima	61	●	○	●	●
Dublin Methodist Hospital Dublin	60	●	○	●	●
Marion General Hospital Marion ③	60	○	●	●	●
Parma Community General Hospital Parma	59	●	●	●	●
Doctors Hospital Columbus	59	●	●	●	●
Genesis HealthCare System Zanesville	58	●	●	●	●
Fort Hamilton Hospital Hamilton ③	58	●	●	●	●
Mercy Tiffin Hospital Tiffin	58	●	○	○	●
Lake Health Concord Township ③	58	○	●	●	●
Southwest General Health Center Middleburg Heights ③	58	●	●	●	●
Mercy St. Vincent Medical Center Toledo ② ③	58	●	●	●	●
St. Elizabeth Boardman Health Center Boardman	57	●	●	●	●
Grady Memorial Hospital Delaware	57	○	○	●	●
Miami Valley Hospital Dayton ② ③	57	●	●	●	●
Fairfield Medical Center Lancaster ①	57	○	●	●	●
Mercy St. Anne Hospital Toledo ③	56	●	○	○	●
Upper Valley Medical Center Troy	56	●	●	●	●
Van Wert County Hospital Van Wert	56	●	○	○	●
Southern Ohio Medical Center Portsmouth ③	56	●	●	●	●
Akron General Medical Center Akron ② ③	56	●	●	●	●
Affinity Medical Center Massillon ③	56	○	●	●	●
Riverside Methodist Hospital Columbus	55	●	●	●	●
Wayne Hospital Greenville	55	○	○	●	●
Ohio State University Medical Center Columbus ② ③	55	●	●	●	●
Aultman Hospital Canton	55	●	●	●	●
Holzer Medical Center Gallipolis ③	54	●	●	●	●
Bethesda North Hospital Cincinnati ③	54	○	●	●	●
Lima Memorial Health System Lima	54	○	●	●	●
St. Luke's Hospital Maumee	54	●	●	●	●
Robinson Memorial Hospital Ravenna	54	●	●	●	●
Firelands Regional Health System Sandusky	54	●	○	●	●
Mount Carmel Columbus ②	53	●	●	●	●
Bay Park Community Hospital Oregon	53	○	●	●	●
Summa Health System Akron	52	○	●	●	●
Adena Health System Chillicothe ③	52	●	●	●	●
Lutheran Hospital Cleveland	52	○	●	●	●
Marymount Hospital Garfield Heights ③	52	●	●	●	●
Mercer County Joint Township Community Hospital Coldwater	52	●	●	○	○
The Jewish Hospital Cincinnati ③	51	●	●	●	●
Fairview Hospital Cleveland	51	○	●	●	●
Samaritan Regional Health System Ashland	51	○	○	○	○
Joint Township District Memorial Hospital Saint Marys ③	51	○	○	●	●
MedCentral-Mansfield Hospital Mansfield	51	●	●	●	●

OHIO continued

Summa Barberton Citizens Hospital Barberton	51	●	●	●	●
Mercy Hospital Mount Airy Cincinnati ③	50	○	○	●	●
St. Vincent Charity Medical Center Westlake	50	○	●	●	●
McCullough-Hyde Memorial Hospital Oxford	50	●	○	●	●
Mercy Medical Center Canton	50	○	○	●	●
Northside Medical Center Youngstown	50	●	●	●	●
Lakewood Hospital Lakewood	50	●	●	●	●
Berger Health System Circleville	49	○	●	●	●
Salem Community Hospital Salem	49	●	○	●	●
Mary Rutan Hospital Bellefontaine	48	●	○	●	●
Community Hospitals and Wellness Centers Bryan	48	●	○	●	●
Alliance Community Hospital Alliance	48	●	○	●	○
Mercy St. Charles Hospital Oregon	48	○	●	●	●
University Hospitals Geauga Regional Hospital Chardon	48	○	●	●	●
Atrium Medical Center Franklin	47	○	●	●	●
Ashtabula County Medical Center Ashtabula	47	●	●	●	●
Medina Hospital Medina	46	●	●	●	○
Euclid Hospital Euclid	46	●	●	●	●
Wood County Hospital Bowling Green	46	●	●	●	●
Marietta Memorial Hospital Marietta ③	46	●	●	●	●
Fisher-Titus Medical Center Norwalk	44	●	●	●	●
St. Joseph Health Center Warren	44	●	●	●	○
MetroHealth Medical Center Cleveland ②	43	○	●	●	●
St. Elizabeth Health Center Youngstown ②	43	●	●	●	●
University Hospital Cincinnati ② ③	42	●	●	●	●
Clinton Memorial Hospital Wilmington	42	●	●	●	○
Mercy Hospital Clermont Batavia	42	○	●	●	●
Wilson Memorial Hospital Sidney	42	○	○	●	●
Trumbull Memorial Hospital Warren	42	●	●	●	○
Mercy Regional Medical Center Lorain ③	41	●	●	●	○
Memorial Hospital Fremont	41	○	○	○	●
Knox Community Hospital Mount Vernon ④	41	●	○	●	●
University Hospitals Case Medical Center Cleveland ②	41	○	●	●	○
South Pointe Hospital Warrensville Heights ③	40	●	●	●	●
Grandview Medical Center Dayton ③	40	●	●	●	●
O'Bleness Memorial Hospital Athens	39	○	●	●	●
Cleveland Clinic Foundation Cleveland ②	39	●	●	●	○
Hillcrest Hospital Cleveland ②	36	●	●	●	○
East Ohio Regional Hospital Martins Ferry	35	○	○	●	○
East Liverpool City Hospital East Liverpool ④	35	●	●	●	●
Southeastern Ohio Regional Medical Center Cambridge	34	●	●	○	○
Mercy Hospital Western Hills Cincinnati	33	●	●	●	○
Trinity Health System Steubenville	32	●	●	●	●
The University of Toledo Medical Center Toledo ②	28	●	●	●	○

WISCONSIN

Saint Clare's Hospital Weston	71	●	○	○	●
Bellin Memorial Hospital Green Bay ③	63	●	○	○	●
Aspirus Wausau Hospital Wausau	56	○	○	●	●

① Complications are better than average. ② Complications are worse than average. ③ Mortality is better than average. ④ Mortality is worse than average.